



AUDITED STATEMENT OF ACCOUNTS 2015-2016



INDIAN INSTITUTE OF SCIENCE EDUCATION AND RESEARCH KOLKATA
(An Autonomous Institute under Ministry of Human Resource Development, GoI)



Audited Statement of Accounts 2015-2016

INDIAN INSTITUTE OF SCIENCE EDUCATION AND RESEARCH KOLKATA
(An Autonomous Institute under Ministry of Human Resource Development, GoI)

INDEX

<i>Sl No</i>	<i>Particulars</i>	<i>Page No</i>
1	Separate Audit Report of the Comptroller & Auditor General of India on the Accounts of IISER Kolkata for the year ended 31 March 2016	1-10
2	Separate Audit Report of the Comptroller & Auditor General of India on the Accounts of IISER Kolkata for the year ended 31 March 2016 and Replies (given in bold) provided against Draft Separate Audit Report	11-18
3	Balance Sheet	19
4	Income & Expenditure Account	20
5	Schedules to the Balance Sheet	21-53
6	Schedules to the Income and Expenditure Account	54-64
7	Significant Accounting Policies	65-67
8	Contingent Liabilities and Notes on Accounts	68-69
9	Receipts and Payments Account	70
10	Schedules to the Receipts and Payments Account	71-92
11	New Pension Scheme	93-95



CONFIDENTIAL

SPEED POST

भारतीय लेखापरीक्षा और लेखा विभाग
प्रधान निदेशक, लेखापरीक्षा का कार्यालय,
केन्द्रीय, कोलकाता

**INDIAN AUDIT AND ACCOUNTS DEPARTMENT
OFFICE OF THE PRINCIPAL DIRECTOR OF AUDIT
CENTRAL, KOLKATA**

No: OA II (AB)/AR/2015-16/IISER Kolkata / 316

Date: 18-10-16

A copy of the Separate Audit Report alongwith Annexure on the accounts of **Indian Institute of Science Education & Research Kolkata**, for the year 2015-16 is forwarded to the **Director Indian Institute of Science Education & Research Kolkata Mohanpur Campus, P.O.BCKV Campus Main Office Nadia 741252**, for information and necessary action.

Arrangement may please be made for preparation of Hindi Version of the Separate Audit Report with Annexure at your end and sending the same directly to the Ministry.

It may please be ensured that the Audited Accounts and the Separate Audit Report along with Annexure are placed before the apex body for consideration and adoption before the same are sent to the Government for being placed in Parliament.

Two copies of the printed Annual Report for the year 2015-16 (both English and Hindi Version) containing the Audited Accounts and the Separate Audit Report along with Annexure, as laid before Parliament, may please be forwarded to this office for necessary action at this end.

Encl.: As stated

Director (I)



सत्यमेव जयते

भारतीय लेखापरीक्षा और लेखा विभाग
प्रधान निदेशक, लेखापरीक्षा का कार्यालय,
केन्द्रीय, कोलकाता
**INDIAN AUDIT AND ACCOUNTS DEPARTMENT
OFFICE OF THE PRINCIPAL DIRECTOR OF AUDIT
CENTRAL, KOLKATA**

No: OA II (AB)/AR/2015-16/IISER Kolkata / 345

Date: 18-10-16

To
The Secretary,
Ministry of Human Resource Development,
Government of India,
Department of Secondary & Higher Education,
Shastri Bhavan
New Delhi - 110001


Subject: Separate Audit Report on the accounts of Indian Institute of Science Education & Research Kolkata for the year 2015-16

Sir,

I am to forward herewith the Separate Audit Report in the prescribed format introduced by the C & A.G of India on the accounts of **Indian Institute of Science Education & Research Kolkata** for the year 2015-16. A copy of the annual accounts of the organisation for the year 2015-16 is also enclosed.

2. Two copies of Separate Audit Report (both English and Hindi Version), as presented before Parliament, may please be forwarded to this office for necessary action at this end.
3. The dates of laying the audited accounts and the Separate Audit Reports for the year 2015-16 on the Tables of both the Houses of Parliament may also please be communicated to this office.

Yours faithfully,



18/10/16

(P.K.Singh)

Principal Director of Audit
Central: Kolkata

Encl.: As stated

Separate Audit Report of the Comptroller & Auditor General of India on the Accounts of Indian Institute of Science Education and Research, Kolkata for the year ended 31 March 2016

We have audited the attached Balance Sheet of the Indian Institute of Science Education and Research, Kolkata as at 31 March 2016, the Income & Expenditure account and Receipts & Payments Account for the year ended on that date under Section 19(2) of the Comptroller and Auditor General's (Duties, Powers, and Conditions of Service) Act, 1971 read with Section 22(2) of NIT Act, 2007. These financial statements are the responsibility of the Institute's Management. Our responsibility is to express an opinion on these financial statements based on our audit.

2. This Separate Audit Report contains the comments of the Comptroller & Auditor General of India (CAG) on the accounting treatment only with regard to classification, conformity with the best accounting practices, accounting standards, disclosure norms, etc. Audit observations on financial transactions with regard to compliance with the Law, Rules & Regulations (Propriety and Regularity) and efficiency-cum-performance aspects, etc., if any, are reported through Inspection Reports/CAG's Audit Reports separately.

3. We have conducted our audit in accordance with auditing standards generally accepted in India. These standards require that we plan and perform the audit to obtain reasonable assurance about whether the financial statements are free from material misstatements. An audit includes examining, on a test basis, evidences supporting the amounts and disclosure in the financial statements. An audit also includes assessing the accounting principles used and significant estimates made by management, as well as evaluating the overall presentation of

financial statements. We believe that our audit provides a reasonable basis for our opinion.

4. Based on our audit, we report that:

- i. We have obtained all the information and explanations, which to the best of our knowledge and belief were necessary for the purpose of our audit;
- ii. The Balance Sheet and Income and Expenditure Account/Receipt and Payment Account dealt with by this report have been drawn up in the format prescribed by the Ministry of Human Resource Development, Government of India vide order No. 29-4/2012-FD dated 17 April 2015.
- iii. In our opinion, proper books of accounts and other relevant records have been maintained by the Indian Institute of Science Education and Research, Kolkata as required under the Rules, Regulations and Bye Laws of the Indian Institute of Science Education and Research, read with Section 22(2) of NIT Act, 2007, in so far as it appears from our examination of such books.
- iv. We further report that

A. Balance Sheet

1.1 Liabilities

1.1.1 Capital Fund (Schedule-1): ₹ 222.97 crore

Out of total Sponsored projects assets totalling to ₹135.36 lakhs added to Capital fund, Ownership on assets worth ₹54.16 lakh had not been transferred to the Institution. Capitalization of Sponsored project assets without having acceptance of request for transferring the ownership thereon from sponsoring Institute had resulted in overstatement of both Capital Fund and Fixed assets by ₹54.16 lakh.

1.2 Assets

1.2.1 Fixed Assets (Schedule-4)

(a) Tangible Assets: ₹162.69 crore

The above amount had been overstated by ₹3.02 crore as despite return/surrender of leasehold buildings to the lessor on expiry of lease period, the value of such assets had not been deleted from the accounts.

(b) Capital Work in Progress: ₹151.80 crore

The Institute declared (Schedule-24, Sl.No.-17) that for want of work wise fixed expenditure statement, value of some buildings/works had not been capitalised and shown under CWIP though those were put to use. The declaration was found not to be correct since one building valuing ₹42.11crore (Laboratory Complex), Sewerage Treatment Plant valuing ₹19.35 crore and electrical Installation of ₹34.33 crore had been completed on January 2016 and taken over/commissioned.

Non capitalisation of Assets put to use on provisional basis had resulted in understatement of value of Fixed Assets and overstatement of Capital Works in Progress by ₹76.63 crore.

The net impact of the above comments was that Fixed assets and Capital Fund had been overstated by ₹ 3.02 crore.

B Income and Expenditure Accounts

2.1 Expenditure

2.1.1 Repair and maintenance (Schedule 19): ₹ 341.75 lakhs

The above amount had been overstated by ₹2.55 lakh due to treating capital nature of expenses as revenue expenses.

This had also resulted in understatement of Excess of Income over Expenditure of the year by similar amount.

2.1.2 Depreciation (Schedule 4): ₹ 27.08 crore

The above amount had been understated by ₹3.48 crore due to the following:

- A) Short provision of depreciation by ₹0.20 lakh due to treating Capital Nature of Expenditure (₹2.55 lakh) as revenue expenses.
- B) As a departure from the declared Accounting Policies (Schedule 23, SI No 3.6) to provide 100% depreciation of small value of assets (individual cost less than ₹2000.00/-), the institute had provided depreciation on individual assets costing ₹2000.00 less at applicable rate of depreciation of those assets instead of providing 100% depreciation resulting in less provision of depreciation by ₹ 0.71 lakh.
- C) Non-provision of depreciation of ₹2.57 crore on Assets valuing ₹76.63 crore completed and put to use.

This had also resulted in overstatement of Excess of Income over Expenditure of the year by ₹3.48 crore.

2.2 Income**2.2.1 Interest earned (Schedule 12): ₹178.90 lakh**

Interest amounting to ₹30.42 lakh earned on Sponsored project funds had been treated as own income instead of crediting the same to sponsored project funds accounts.

This had resulted in overstatement of both the amount of Interest Earned and Excess of Income over Expenditure of the year by ₹30.42 lakh.

C. General

3.1 During the year the institute had provided for depreciation of ₹5.17 lakhs on assets already transferred to the owner of those buildings since long. An equal amount of depreciation provided on those building had also been credited to

income accounts. Providing depreciation and withdrawal of the same on asset not being in possession had resulted in overstatement of total revenue expenses and total revenue income of the year by ₹5.17 lakh.

3.2 The Institute has not made the provision for retirement benefit as required in AS-15.

3.3 Interest earned on investment of certain Designated/earmarked Funds (DPA, NMR, PDAP, R&D, FESEM thin section making unit, XRD and GCIRMS) were credited to own interest income head instead of crediting it to respective funds (under designated/Earmarked). The amount of interest earned on those funds could not be quantified since those funds were merged with institute's own fund.

D Grants-in-Aid

The Institute is fully funded by grants from the Government of India. The Institute during the year (2015-16) had received total grants of ₹126.35 crore (Plan Capital-₹67.00 crore and Plan Revenue-₹59.35 crore).

Out of the total grants (₹126.35 crore) the Institute had utilised ₹52.84 crore (Plan Capital-₹8.60 crore and Plan Revenue-₹44.24 crore) leaving an overall unspent balance of ₹73.51 crore (Plan Capital-₹58.40 crore and Plan Revenue-₹15.11 crore) at the end of 2015-16.

E Net Effect


The net impact of the comments given in preceding paras is that the Assets and Liabilities of the Institute Balance Sheet had been overstated by ₹3.56 crore as at 31 March 2016 and Excess of Income over Expenditure was overstated by ₹3.75 crore for the year ended 31 March 2016.

F. Management Letter

Deficiencies which have not been included in the Audit Report have been brought to the notice of the Director, Indian Institute of Science Education and Research, Kolkata through a management letter issued separately for remedial/corrective action.

- v. Subject to our observations in the preceding paragraphs, we report that the Balance Sheet, Income and Expenditure Account and Receipts and Payments Account dealt with by this report are in agreement with the books of accounts.
- vi. In our opinion and to the best of our information and according to the explanations given to us, the said financial statements read together with the Accounting Policies and Notes on Accounts, and subject to the significant matters stated above and other matters mentioned in Annexure to this Audit Report give a true and fair view in conformity with accounting principles generally accepted in India.
- a.* in so far as it relates to the Balance Sheet of the state of affairs of the Indian Institute of Science Education and Research, Kolkata as at 31 March 2016 and
- b.* In so far as it relates to the Income and Expenditure Account of surplus for the year ended on that date.

For and on behalf of the C&AG of India


18-10-16

Place:-Kolkata
Date:- 18-10-2016

(P.K. Singh)
Principal Director of Audit
Central :: Kolkata

Annexure

A. Adequacy of Internal Audit System

Internal Auditing System is inadequate due to the following:

1. The Institute had no Internal Audit manual in use.
2. Internal Audit of 2015-16 was conducted by a C.A. firm. The C.A. firm had submitted their report of third quarter, however reports of 4th quarter is still pending.

B. Adequacy of Internal Control System

Internal Control System is inadequate in the following areas:

1. Accounts were not coded.
2. Expenditure control register was not maintained.
3. Despite mention in earlier audit Report, the Institute did not maintain any advance register in respect of TA LTC. Only ledger was maintained which did not contain the actual date of submission of adjustment bill. As such, audit could not ascertain the applicability of penal interest as well as penal action against delay in submission of bills if any.
4. No advance register was maintained by the institute for each type of advance, wherein all advance were to be recorded date-wise with amounts and the dates on which these advance were recovered / adjusted. Merely keeping record of advance through tally software will not sufficient to exercise the required control.
5. Despite mention in earlier audit Report, the Institute did not maintain Bill Register, in absence of which bills presented for payment and bills lying pending for payment could not be ascertained in audit.
6. The Institute neither maintained any list of unpaid creditors nor reconciled periodically with the General Ledger Control account.
7. The Institute had not maintained any immovable property register.
8. No physical verification of Assets/Inventories was done during 2015-16.

C. System of Physical Verification of Assets and Inventories

Physical Verification of fixed assets and inventories has not been conducted during 2015-16. As such value of fixed assets could not be ascertained in audit.

D Statutory Liabilities:

The Institute was regular in payment of Statutory Dues.

Separate Audit Report of the Comptroller & Auditor General of India on the Accounts of IISER Kolkata for the year ended 31 March 2016 and Replies (given in bold) provided against Draft Separate Audit Report

We have audited the attached Balance Sheet of the Indian Institute of Science Education and Research, Kolkata as at 31 March 2016, the Income & Expenditure account and Receipts & Payments Account for the year ended on that date under Section 19(2) of the Comptroller and Auditor General's (Duties, Powers, and Conditions of Service) Act, 1971 read with Section 22(2) of NIT Act, 2007. These financial statements are the responsibility of the Institute's Management. Our responsibility is to express an opinion on these financial statements based on our audit.

2. This Separate Audit Report contains the comments of the Comptroller & Auditor General of India (CAG) on the accounting treatment only with regard to classification, conformity with the best accounting practices, accounting standards, disclosure norms, etc. Audit observations on financial transactions with regard to compliance with the Law, Rules & Regulations (Propriety and Regularity) and efficiency-cum-performance aspects, etc., if any, are reported through Inspection Reports/CAG's Audit Reports separately.
3. We have conducted our audit in accordance with auditing standards generally accepted in India. These standards require that we plan and perform the audit to obtain reasonable assurance about whether the financial statements are free from material misstatements. An audit includes examining, on a test basis, evidences supporting the amounts and disclosure in the financial statements. An audit also includes assessing the accounting principles used and significant estimates made by management, as well as evaluating the overall presentation of financial statements. We believe that our audit provides a reasonable basis for our opinion.
4. Based on our audit, we report that:
 - i. We have obtained all the information and explanations, which to the best of our knowledge and belief were necessary for the purpose of our audit;
 - ii. The Balance Sheet and Income and Expenditure Account/Receipt and Payment Account dealt with by this report have been drawn up in the format prescribed by the Ministry of Human Resource Development, Government of India vide order No. 29-4/2012-FD dated 17 April 2015.
 - iii. In our opinion, proper books of accounts and other relevant records have been maintained by the Indian Institute of Science Education and Research, Kolkata as required under the Rules, Regulations and Bye Laws of the Indian Institute of Science Education and Research, read with Section 22(2) of NIT Act, 2007, in so far as it appears from our examination of such books.
 - iv. We further report that
 - A. Balance Sheet
 - 1.1 Liabilities
 - 1.1.1 Capital Fund (Schedule-1): ₹222.97 crore

Out of total Sponsored projects assets totalling to ₹135.36 lakhs added to Capital fund, Ownership on assets worth ₹54.16 lakh had not been transferred to the Institution. Capitalization of Sponsored project assets without having acceptance of request for transferring the ownership thereon from sponsoring Institute had resulted in overstatement of both Capital Fund and Fixed assets by ₹54.16 lakh.

Reply : As per Research & Development Guidelines approved in 23rd FC and 29th BoG held on 22 June 2015, all permanent assets procured under the project will be the property of the Institute and as per the Delegation of Authority (Administrative and Financial). The sanctioning powers have been delegated to Dean of Research & Development (DoRD) for transfer of assets to the Institute after closure of projects. Accordingly, the assets of closed projects during the Financial Year 2015-16 has been transferred to the Institute with the approval of DoRD.

Further, it is to be stated that as per Defence Research and Development Organization (DRDO) and Department of Bio-technology (DBT) guidelines, retention of assets have already been requested after closure of projects. However, so far no request for return of assets created from the sponsored projects fund were received from any funding agency.

In view of above, assets of sponsored projects after closure have been duly capitalized as per the delegation and hence it had not resulted in overstatement of both Capital fund and fixed assets by ₹54.16 lakh.

1.2 Assets

1.2.1 Fixed Assets (Schedule-4)

(a) Tangible Assets: ₹162.69 crore

The above amount had been overstated by ₹3.02 crore as despite return/surrender of leasehold buildings to the lessor on expiry of lease period, the value of such assets had not been deleted from the accounts.

Reply : Many of the activities of the Institute are shifted from its transit campus to permanent campus in recent past. Once all the activities are shifted from its transit campus, the Institute will take necessary steps for provision/write off the same under the head of 'Superstructures on land not belonging to the entity'.

(b) Capital Work in Progress: ₹151.80 crore

The Institute declared (Schedule-24, Sl.No.17) that for want of work wise fixed expenditure statement, value of some buildings/works had not been capitalised and shown under CWIP though those were put to use. The declaration was found not to be correct since one building valuing ₹42.11crore (Laboratory Complex), Sewerage Treatment Plant valuing ₹19.35 crore and electrical Installation of ₹34.33 crore had been completed on January 2016 and taken over/commissioned. Non capitalization of Assets put to use on provisional basis had resulted in understatement of value of Fixed Assets and overstatement of Capital Works in Progress by ₹76.63 crore. The net impact of the above comments was that Fixed assets and Capital Fund had been overstated by ₹3.02 crore.

Reply : The Institute made the declaration in Schedule-24, at Sl. No. 17 forming part of the Balance Sheet that due to non availability of work wise final expenditure statements in proper form, the Institute could not capitalized the value of works and accordingly shown the same under the head "Capital W-I-P". It also declares that some of these buildings are being used by the Institute. However, it is also to be mentioned that records made available with CPWD from time to time are different in various statements.

For example, in Form 65, the following are some of the cases:

- i. Sl. No. 3 “SH: External drainage & surrounding cc roads around lab complex & lecture theatre Bldg SW: General levelling & dressing of the campus”, Deposit of Fund shown is “₹400 lacs”, in this respect, expenditure shown is “₹339.59 lacs” till 31.03.2016. However, Physical Progress in (%) has not been shown.
- ii. Sl. No. 14 “Admn block Academic building C/O ADMINISTRATIVE/ACADEMIC COMPLEX OH-II SH: BLDG PROTECTION I/C I.W.S. S/I DRAINAGE, I.E.I, FIRE ALARM, FIRE FIGHTING AND LIFT DG 13-14”, Deposit of Fund shown is “₹2690.36 lacs”, in this respect, expenditure shown is “₹3940.12 lacs” till 31.03.2016. However, 0% Physical Progress in (%) has been shown.
- iii. Sl. No. 19 “C/O permanent Campus of IISER-K (Ph-II) C/o Campus School (G+3) SH: Bldg portion i/c Internal W/S, S/I, Drainage I.E.I Fire Fighting & Solar Lighting SH:O.C.”, Deposit of Fund shown is “₹584.00 lacs”, in this respect, expenditure shown is “₹773.24 lacs” till 31.03.2016. However, Physical Progress in (%) has not been shown.
- iv. For all Electrical Works (from Sl. No. 1 to 15), no Physical Progress (%) has been mentioned, like wise there are many such types of work.

However, it is apparent from Form-65 of CPWD:

- i. The Physical Progress of “C/o Academic-cum-Residential Campus at Haringhata, Kalyani W.B.SH:C/o Laboratory Complex and Lecture Theatre (Balance)” till 31.03.2016 is 50%. However, Lecture Theatre (LHC) has already been capitalized in the F.Y. 2014-15 and accordingly charged depreciation. But Laboratory Complex is still in progress as per CPWD records. Construction works is still going on.
- ii. Similarly, Campus School is also in progress. However, presently, part of the completed portion is in use and also no Physical Progress in (%) has been mentioned in Form-65.

It is also to be mentioned that all the works shown in Form-65 either are in progress physically or have been completed. However, proper Physical Progress in (%) as well as handed over/completion certificate not provided by CPWD till date. As a result, the amount of ₹142.83 crore has been shown as “Capital W-I-P” which has been included with the value of Fixed Assets.

So, there is no such understatement of value of Fixed Assets and overstatement of Capital Works-in -Progress by ₹76.63 crore as well as Fixed assets and Capital Fund had not been overstated by 3.02 crore.

B. Income and Expenditure Accounts

2.1 Expenditure

2.1.1 Repair and maintenance (Schedule 19): ₹341.75 lakhs

The above amount had been overstated by ₹2.55 lakh due to treating capital nature of expenses as revenue expenses.

This had also resulted in understatement of Excess of Income over Expenditure of the year by similar amount.

Reply: The breakup of ₹ 2.55 lakh along with the Remarks of the Institute is provided below:

Voucher No. & date	Items name	Total price	Remarks
421 & 31.03.2016	Shaker incubator	₹254763	The rectification entry has already been made during the Financial Year 2016-17 vide JV No. 146, dated 08.08.2016.

So, it has not resulted as understatement of Excess of Income over Expenditure of the year with the similar amount.

2.1.2 Depreciation (Schedule 4): ₹27.08 crore

The above amount had been understated by ₹3.48 crore due to the following:

- A) Short provision of depreciation by ₹0.20 lakh due to treating Capital Nature of Expenditure (₹2.55 lakh) as revenue expenses.
- B) As a departure from the declared Accounting Policies (Schedule 23, Sl No 3.6) to provide 100% depreciation of small value of assets (individual cost less than ₹2000/-), the institute had provided depreciation on individual assets costing ₹2000/- less at applicable rate of depreciation of those assets instead of providing 100% depreciation resulting in less provision of depreciation by ₹0.71 lakh.
- C) Non-provision of depreciation of ₹2.57 crore on Assets valuing ₹76.63 crore completed and put to use.

This had also resulted in overstatement of Excess of Income over Expenditure of the year by ₹3.48 crore.

Reply : A) The rectification entry has already been made during the Financial Year 2016-17 vide JV No. 146, dated 08.08.2016.

B) The Audit observation is noted for future compliance.

C) The reason has been furnished in the reply against audit observation No. 1.2.1 (b) of aforesaid and upon receipt of completion certificate with actual expenditure from CPWD, the provision of depreciation will be worked out from the date of ready to use or put to use whichever is earlier.

2.2 Income

2.2.1 Interest earned (Schedule 12): ₹178.90 lakh

Interest amounting to ₹30.42 lakh earned on Sponsored project funds had been treated as own income instead of crediting the same to sponsored project funds accounts.

This had resulted in overstatement of both the amount of Interest Earned and Excess of Income over Expenditure of the year by ₹30.42 lakh.

Reply : Ideal fund of the Project are invested in the Liquid Deposit mode from time to time. The amount of each project is different. The period of each project is also different. Therefore, bifurcation of interest amount of ₹30.42 lakh (interest on liquid deposit ₹18.30 lakh and interest on savings bank account ₹12.12 lakh) earned on account of Project Fund is very difficult among the 237 No.s extra-mural Projects /Schemes & Fellowship Account. However, interest has been provided from this a/c to individual projects a/c's where the funding agencies specifically asked for it.

If the interest is not bifurcated to each individual external project Schemes/ Fellowship a/c, then the accounting problem will occur, since interest is basically a recurring nature item which may not be carried forward to the next year.

Due to this reason, the interest amount is transferred to General Account and in turn transferred to IISER-K Corpus Fund. Therefore, in our opinion the question of overstatement of both the amount of interest earned and excess of income over expenditure of the year by ₹30.42 does not arise.

C. General

- 3.1 During the year the institute had provided for depreciation of ₹5.17 lakhs on assets already transferred to the owner of those buildings since long. An equal amount of depreciation provided on those building had also been credited to income accounts. Providing depreciation and withdrawal of the same on asset not being in possession had resulted in overstatement of total revenue expenses and total revenue income of the year by ₹5.17 lakh.

Reply: Many of the activities of the Institute are shifted from its transit campus to permanent campus in recent past. Once all the activities are shifted from its transit campus, the Institute will take necessary steps for provision/write off the same under the head of 'Superstructures on land not belonging to the entity'.

- 3.2 The Institute has not made the provision for retirement benefit as required in AS-15.

Reply: Retirement benefits made during the financial year 2015-16 towards leave encashment are accounted for on cash basis. Accordingly disclosed in the Scheduled- 23 (Significant Accounting Policies) & 24 (Contingent Liabilities and Notes to Accounts).

- 3.3 Interest earned on investment of certain Designated/Earmarked Funds (DPA, NMR, PDAP, R&D, FESEM, Thin section making unit, XRD and GC-IRMS) were credited to own interest income head instead of crediting it to respective funds (under designated/Earmarked). The amount of interest earned on those funds could not be quantified since those funds were merged with institute's own fund.

Reply: Designated/Earmarked Funds are earmarked for a specific purpose of the Institute. IISER-K Corpus Fund and CESSI (Designated/Earmarked Fund) have separate bank accounts and their interest have been shown in Schedule-2. Other Designated/Earmarked funds such as DPA, NMR, PDAP, R&D, FESEM, Thin Section making unit, XRD, GC-IRMS, Luminescence lab, etc. maintained in a common bank account of General Fund. It is apparent from the record that the balance of some Designated/Earmarked funds such as Surface Area Anyl., ESI MALDI MS Charges, CD Central Facility, etc. is also nominal as on 31.03.2016 for which separate investment have not been made.

D. Grants-in-Aid

The Institute is fully funded by grants from the Government of India. The Institute during the year (2015-16) had received total grants of ₹126.35 crore (Plan Capital-₹67.00 crore and Plan Revenue-₹59.35 crore). Out of the total grants (₹126.35 crore) the Institute had utilised ₹52.84 crore (Plan Capital-₹8.60 crore and Plan Revenue-₹44.24 crore) leaving an overall unspent balance of ₹73.51 crore (Plan Capital-₹58.40 crore and Plan Revenue-₹15.11 crore) at the end of 2015-16.

Reply: The information relates to utilisation certificate for F.Y.2015-16 may kindly be noted as given below:

Sl No.	Particulars	(`in Crore)	(`in Crore)
A	Unspent Balance as on 01.04.2015		5.64
B	Add : Grant-in-aid for the year 2015-2016		121.25
C	Total (A+B)		126.89
	Less : Expenditure Incurred :		
D	Capital Expenditure includes Capital Advances	84.90	
E	Revenue Expenditure	42.95	
F	Total Expenditure (D+E)		127.85
G	Unspent Balance as on 31.03.2016 (C-F)		(-)0.96

E. Net Effect

The net impact of the comments given in preceding paras is that the Assets and Liabilities of the Institute Balance Sheet had been overstated by ₹3.56 crore as at 31 March 2016 and Excess of Income over Expenditure was overstated by ₹3.75 crore for the year ended 31 March 2016.

Annexure

A. Adequacy of Internal Audit System

Internal Auditing System is inadequate due to the following:

1. The Institute had no Internal Audit manual in use.
2. Internal Audit of 2015-16 was conducted by a C.A. firm. The C.A. firm had submitted their report of third quarter, however reports of 4th quarter is still pending.

Reply: 1) The Institute which is still in project mode does not have a separate Internal Audit wing and so, internal audit manual is not in use.

2) The 4th Quarter of Internal Audit report for the financial year 2015-16 has received on 22.09.2016 which will be shown to the next audit.

B. Adequacy of Internal Control System

Internal Control System is inadequate in the following areas:

1. Accounts were not coded.

Reply: Presently, the Institute is maintaining its accounting in a software package called "Tally.ERP 9.0". Further the implementation of the ERP package in the Institute is going on and under this ERP package coded accounts will be maintained.

2. Expenditure control register was not maintained.

Reply: The Institute has been maintaining Expenditure Control Register.

3. Despite mention in earlier audit Report, the Institute did not maintain any advance register in respect of TA LTC. Only ledger was maintained which did not contain the actual date of submission of adjustment bill. As such, audit could not ascertain the applicability of penal interest as well as penal action against delay in submission of bills if any.

Reply: The Institute maintains its accounts in a software package named "Tally.ERP 9.0" where Employee wise TA and LTC ledgers that individually contains the date of advance drawn and the date of advance adjustment have been maintained. Further, it may kindly be noted that the date of receipt of the claim is recorded in the claim form itself.

4. No advance register was maintained by the institute for each type of advance, wherein all advance were to be recorded date-wise with amounts and the dates on which these advance were recovered / adjusted. Merely keeping record of advance through tally software will not sufficient to exercise the required control.

Reply: The Institute maintains its accounts in a software package named "Tally.ERP 9.0" where Employee wise advance ledgers that individually contains the date of advance drawn and the date of advance adjustment have been maintained.

5. Despite mention in earlier audit Report, the Institute did not maintain Bill Register, in absence of which bills presented for payment and bills lying pending for payment could not be ascertained in audit.

Reply: The Institute is now maintaining Bill Register which will be shown to the next Audit.

6. The Institute neither maintained any list of unpaid creditors nor reconciled periodically with the General Ledger Control account.

Reply: The Institute does not have any creditors as such.

7. The Institute had not maintained any immovable property register.

Reply: Building wise final expenditure list yet to be received from CPWD. However, on receipt of the same Immovable Property Register will be maintained.

8. No physical verification of Assets/Inventories was done during 2015-16.

Reply: The Institute has conducted the physical verification of fixed assets upto F.Y.2015-16 and the copy of the report of the same has already been submitted to audit vide letter No.IISER-K/CAG/15-16/29S and IISER-K/CAG/15-16/1, 9S & 29S dated 08.08.2016 and 30.08.2016 respectively. Further, it may be noted that the Institute has been maintaining a system based fixed asset register.

C. System of Physical Verification of Assets and Inventories
Physical Verification of fixed assets and inventories has not been conducted during 2015-16. As such value of fixed assets could not be ascertained in audit.

Reply: The Institute has conducted the physical verification of fixed assets upto F.Y.2015-16 and the copy of the report of the same has already been submitted to audit vide letter No.IISER-K/CAG/15-16/29S and IISER-K/CAG/15-16/1, 9S & 29S dated 08.08.2016 and 30.08.2016 respectively. Further, it may be noted that the Institute has been maintaining a system based fixed asset register.

D. Statutory Liabilities:
The Institute was regular in payment of Statutory Dues.


Reply: No Comments

BALANCE SHEET AS AT 31st MARCH, 2016

(Amount in ₹)

Sl. No.	SOURCES OF FUNDS	Schedule	Current Year (2015-2016)	Previous Year (2014-2015)
I	CAPITAL FUND	1	222,97,31,899	242,99,58,748
II	DESIGNATED/EARMARKED/ENDOWMENT FUNDS	2	35,98,34,288	21,39,95,203
III	CURRENT LIABILITIES & PROVISIONS	3	296,95,40,505	30,25,49,668
	TOTAL		555,91,06,692	294,65,03,619

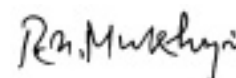
Sl. No.	APPLICATION OF FUND	Schedule	Current Year (2015-2016)	Previous Year (2014-2015)
IV	FIXED ASSETS	4		
	Tangible Assets		162,68,90,175	173,18,11,886
	Intangible Assets		1,13,41,272	5,80,73,933
	Capital Work-In-Progress		151,80,40,450	56,99,67,394
V	INVESTMENTS FROM EARMARKED/ENDOWMENT FUNDS	5		
	Long Term		-	12,58,45,503
	Short term		19,67,76,727	-
VI	INVESTMENTS-OTHERS	6	-	-
VII	CURRENT ASSETS	7	33,22,44,296	26,39,47,717
VIII	LOANS, ADVANCES AND DEPOSITS	8	187,38,13,772	19,68,57,186
	TOTAL		555,91,06,692	294,65,03,619
IX	SIGNIFICANT ACCOUNTING POLICIES	23		
X	CONTINGENT LIABILITIES AND NOTES TO ACCOUNTS	24		



(D. Govinda Rao)
Deputy Registrar (F&A)



(Joydeep Sil)
Registrar




(Prof. R. N. Mukherjee)
Director

INCOME AND EXPENDITURE ACCOUNT FOR THE PERIOD ENDED 31st MARCH, 2016

(Amount in ₹)

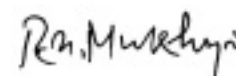
Sl. No.	PARTICULARS	Schedule	Current Year (2015-2016)	Previous Year (2014-2015)
INCOME				
I	Academic Receipts	9	2,42,11,804	2,00,89,062
II	Grants/Subsidies	10	44,42,96,907	39,72,66,015
III	Income from investments	11	-	-
IV	Interest earned	12	1,78,90,414	3,46,71,897
V	Other Income	13	1,15,83,958	88,34,466
VI	Prior period Income	14	-	5,600
VII	Depreciation (adjusted) for the year to be adjusted with Capital Fund		27,07,91,484	8,98,28,928
TOTAL (A)			76,87,74,567	55,06,95,968
EXPENDITURE				
VIII	Staff Payments & Benefits(Establishment expenses)	15	21,96,54,012	19,10,76,783
IX	Academic Expenses	16	9,19,00,287	8,24,29,605
X	Administrative and General Expenses	17	8,98,75,264	7,77,68,806
XI	Transportation Expenses	18	42,67,462	52,65,624
XII	Repairs & maintenance	19	3,41,74,907	3,07,79,711
XIII	Finance costs	20	20,812	17,669
XIV	Depreciation (adjusted) for the year to be adjusted with Capital Fund	4	27,07,91,484	8,98,28,928
XV	Other Expenses	21	-	-
XVI	Prior period expenses	22	44,04,163	99,27,817
TOTAL (B)			71,50,88,391	48,70,94,943
Balance being excess of Income over Expenditure (A-B)			5,36,86,177	6,36,01,025
	Transfer to/from Designated Fund		-	-
	Building fund		-	-
	Others (specify)		-	-
	IISER-K Corpus Fund		4,83,22,624	5,89,91,435
	Professional Development Account-Project (PDAP)		15,79,515	14,10,951
	Department Promotional Account (DPA)		4,37,851	3,63,520
	Research & Development (R&D)		33,46,187	28,35,119
	Balance Being Surplus/(Deficit) Carried to Capital Fund		-	-
	SIGNIFICANT ACCOUNTING POLICIES	23	-	-
	CONTINGENT LIABILITIES AND NOTES TO ACCOUNTS	24	-	-



(D. Govinda Rao)
Deputy Registrar (F&A)



(Joydeep Sil)
Registrar




(Prof. R. N. Mukherjee)
Director

SCHEDULE 1 - CAPITAL FUND**(Schedule Forming Part of Balance Sheet as at 31st March, 2016)**

(Amount in ₹)

Particulars	Current Year (2015-2016)	Previous Year (2014-2015)
Balance at the beginning of the year	242,99,58,748	343,19,56,325
Add : Contributions towards Capital Fund	-	-
Add : Grants from UGC, Government of India (MHRD) and Sate Government to the extent utilized for capital expenditure & Capital Grant-in-aid for Previous Year	12,25,30,131	20,76,84,253
Add : Assets purchased out of Earmarked Funds (IISER-K CORPUS FUND)	18,39,589	-
Add : Assets purchased out of Sponsored Projects, where ownership vests in the institution	1,35,35,827	57,03,786
Add : Assets Donated/ Gifts Received	-	-
Add : Other Additions		
(i) Transfer from General Fund (refer Sch 24)	-	28,35,19,658
(ii) Adjustment on account of New Pension Scheme	-	8,819
Less : Write Off of Assets due of fire coccured	-	36,98,408
Less : Write Off of Not Found Assets	-	11,56,421
Less : Write Off of Damaged Assets	-	4,00,339
Less : Adjustments on account of previous year	-	45,55,80,698
Less : Transfer to Unutilized Grant (Sch-3)	-	94,82,49,299
Less : Transfer of Internal Receipt to IISER-K Corpus fund during the period 2006-07 to 2011-12	6,73,40,912	-
Add : Excess of Income over expenditure transferred from the Income & Expenditure Account	-	-
Less : Depreciation for the Year	27,07,91,484	8,98,28,928
Total	222,97,31,899	242,99,58,748
(Deduct) Deficit transferred from the Income & Expenditure Account	-	-
Balance at the year end	222,97,31,899	242,99,58,748



(D. Govinda Rao)
Deputy Registrar (F&A)



(Joydeep Sil)
Registrar

SCHEDULE 2 - DESIGNATED/EARMARKED/ENDOWMENT FUNDS
(Schedule Forming Part of Balance Sheet as at 31st March, 2016)

(Amount in ₹)

Particulars	Fund wise Breakup													Total									
	DPA	NMR	PDAP	R&D	FESEM	Thin Section Making Unit	XRD	GC-IRMS	Rheo mt. Charges	Luminescence Lab.	Surface Area Anyl.	CHN Analyzer	ESI MALDI IMS Charges	CD Central Facility	IISER-K Corpus Fund	CESSI			Total	Current Year (2015-2016)	Previous Year (2014-2015)		
																MHRD	Indo-US	Indo-French				SSWC	
A.																							
a) Opening balance	9,93,482	45,300	27,69,564	1,22,64,842	450	24,796	15,500	10,000	-	-	-	-	-	-	19,41,48,643	25,93,065	3,75,937	7,53,594	-	-	37,22,596	21,39,95,203	14,34,07,089
b) Additions during the year	-	2,500	1,29,550	13,78,881	33,900	25,000	44,500	1,00,250	25,000	4,00,000	3,000	12,000	5,700	200	6,73,40,912	1,50,00,000	-	-	23,19,314	-	-	8,68,20,707	10,13,399
c) Income from investments made at the funds	-	-	-	-	-	-	-	-	-	-	-	-	-	-	1,18,60,497	-	-	-	-	-	-	1,18,60,497	1,20,52,758
d) Accrued interest on investments/Advances	-	-	-	-	-	-	-	-	-	-	-	-	-	-	97,041	5,050	-	-	-	-	-	1,02,091	2,70,503
e) Interest on Savings Bank a/c	-	-	-	-	-	-	-	-	-	-	-	-	-	-	11,87,006	4,54,053	-	-	-	-	-	16,41,059	5,47,613
f) Other additions (Specify nature)	-	-	-	-	-	-	-	-	-	-	-	-	-	-	4,83,22,624	-	-	-	-	-	-	5,36,86,177	6,36,01,025
(i) Interest on Liquid Deposits	-	-	-	-	-	-	-	-	-	-	-	-	-	-	-	-	-	-	-	-	-	-	-
(ii) Contribution from General Fund/ Appropriation from Income & Expenditure	4,37,851	-	15,79,515	33,46,187	-	-	-	-	-	-	-	-	-	-	-	-	-	-	-	-	-	-	-
(iii) Hostel/Guest House Chgs Recovery	-	-	-	-	-	-	-	-	-	-	-	-	-	-	-	-	-	-	-	-	-	-	-
(iv) Library Late Fine	-	-	-	-	-	-	-	-	-	-	-	-	-	-	-	-	-	-	-	-	-	-	-
(v) IAB Trust	-	-	-	-	-	-	-	-	-	-	-	-	-	-	-	-	-	-	-	-	-	-	-
(vi) Transport Chgs Recovery/ Adjustment	-	-	-	-	-	-	-	-	-	-	-	-	-	-	-	-	-	-	-	-	-	-	-
TOTAL (A)	14,31,343	47,800	44,78,649	1,69,89,910	34,350	49,796	60,000	1,10,250	25,000	4,00,000	3,000	12,000	5,700	200	32,29,56,723	1,80,61,663	3,75,937	7,53,606	23,19,314	2,15,10,540	36,81,15,261	22,09,09,661	22,09,09,661
B.																							
Utilisation/Expenditure towards objectives of funds																							
i. Capital Expenditure	-	-	-	-	-	-	-	-	-	-	-	-	-	-	-	-	-	-	-	-	-	-	-
ii. Revenue Expenditure																							
(i). Administrative Exps (Travel, Contingency, Consumables etc.)	2,34,115	4,599	10,00,130	17,97,167	-	-	1,02,665	-	-	-	-	-	-	-	1,11,841	-	-	-	-	-	-	32,50,517	10,36,492
(ii). Consumables	-	-	-	-	-	-	-	-	-	-	-	-	-	-	-	-	-	-	-	-	-	10,500	56,741
(iii). Contingency/Mentorship Cost	-	-	-	-	-	-	-	-	-	-	-	-	-	-	-	-	-	-	-	-	-	23,53,450	37,844
(iv). Traveling & Conveyance	-	-	-	-	-	-	-	-	-	-	-	-	-	-	-	-	-	-	-	-	-	2,01,164	6,91,235
(v). Manpower, Salaries, Honorarium, Wages, Allowances etc.	-	-	-	-	-	-	-	-	-	-	-	-	-	-	-	-	-	-	-	-	-	22,66,839	20,57,285
(vi). Colloquium / Public Lectures / Seminar / Workshop etc.	-	-	-	-	-	-	-	-	-	-	-	-	-	-	-	-	-	-	-	-	-	1,46,530	1,80,241
(vii) Visiting Scientist (Domestic)	-	-	-	-	-	-	-	-	-	-	-	-	-	-	-	-	-	-	-	-	-	-	16,628
(viii). Bank Charges	-	-	-	-	-	-	-	-	-	-	-	-	-	-	-	-	-	-	-	-	-	692	692
(ix). Overhead Charges	-	-	-	-	-	-	-	-	-	-	-	-	-	-	-	-	-	-	-	-	-	15,500	2,86,766
(x). Refund of Registration Fees	-	-	-	-	-	-	-	-	-	-	-	-	-	-	-	-	-	-	-	-	-	-	-
(xi). Advertisement Chgs	-	-	-	-	-	-	-	-	-	-	-	-	-	-	-	-	-	-	-	-	-	-	-
TOTAL (B)	2,34,115	4,599	10,00,130	17,97,167	-	49,796	1,02,665	-	-	-	-	-	-	-	1,11,841	23,21,306	1,16,371	3,61,181	22,71,407	50,70,265	83,20,782	68,47,715	68,47,715
I. Prior Period Adjustment on account of Interest of Project	-	-	-	-	-	-	-	-	-	-	-	-	-	-	-	-	-	-	-	-	-	-	49,479
II. Prior Period Adjustment on account of Follow-up and Travel of CESSI	-	-	-	-	-	-	-	-	-	-	-	-	-	-	-	-	-	-	-	-	-	71,185	-
III. Transfer to IISER-K General/Project Fund	11,97,228	43,201	34,78,519	1,51,92,743	34,350	49,796	(42,665)	1,10,250	25,000	4,00,000	3,000	12,000	5,700	200	32,28,44,882	1,57,40,377	3,30,751	3,92,425	16,531	1,64,80,084	35,98,34,288	21,39,95,203	17,264
Closing balance at the year end (C=A-B+II+III)																							
Represented by																							
1. Cash And Bank Balances	7,59,377	43,201	18,99,004	1,18,46,556	34,350	49,796	-	1,10,250	25,000	4,00,000	3,000	12,000	5,700	200	6,99,47,064	1,57,40,377	3,30,751	3,92,425	16,531	1,64,80,084	35,98,34,288	21,39,95,203	17,264
2. Investments	-	-	-	-	-	-	-	-	-	-	-	-	-	-	-	-	-	-	-	-	-	-	-
3. Other Current Assets	-	-	-	-	-	-	-	-	-	-	-	-	-	-	-	-	-	-	-	-	-	-	-
4. Internal Receipts, overhead, etc. to be transferred to the Fund	4,37,851	-	15,79,515	33,46,187	-	-	-	-	-	-	-	-	-	-	4,83,22,624	-	-	-	-	-	-	-	-
5. Current Liability and Provisions	-	-	-	-	-	-	-	-	-	-	-	-	-	-	-	-	-	-	-	-	-	-	-
Total (B=1+2+3+4+5)	11,97,228	43,201	34,78,519	1,51,92,743	34,350	49,796	(42,665)	1,10,250	25,000	4,00,000	3,000	12,000	5,700	200	32,28,44,882	1,57,40,377	3,30,751	3,92,425	16,531	1,64,80,084	35,98,34,288	21,39,95,203	21,39,95,203

(Joydeep Sii)
Registrar

(D. Govinda Rao)
Deputy Registrar (F&A)

SCHEDULE 2A – ENDOWMENT FUNDS
(Schedule Forming Part of Balance Sheet as at 31st March, 2016)

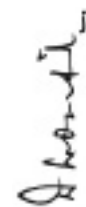
Specimen format of Sub Schedule to support the figures in the column “Endowment Funds” in the Schedule “Earmarked/Endowment Funds”, forming part of the Balance Sheet

(Amount in ₹)

Sr. No.	Name of the Endowment	Opening Balance		Additions during the Year		Total		Expenditure on the object during the year	Closing Balance		Total
		Endowment	Accumulated Interest	Endowment	Interest	Endowment	Accumulated Interest		Endowment	Accumulated Interest	
1	2	3	4	5	6	7=3+5	8 =4+6	9	10	11	12=10+11
-	-	-	-	-	-	-	-	-	-	-	-
-	-	-	-	-	-	-	-	-	-	-	-
-	-	-	-	-	-	-	-	-	-	-	-
-	-	-	-	-	-	-	-	-	-	-	-
-	-	-	-	-	-	-	-	-	-	-	-
-	-	-	-	-	-	-	-	-	-	-	-
-	Total	-	-	-	-	-	-	-	-	-	-

Notes:

1. The total of Column 3 & 4 will appear as the Opening Balance in the column “Endowment Funds” in Schedule 2, of Earmarked Funds forming part of the Balance Sheet
2. The total of Column 9 should normally be less than the total of column 8, as only the interest is to be used for the expenditure on the object of the Endowments (except Endowments for Chairs)
3. There should not normally be a debit balance in the schedule. If in a rare case, there is a debit balance against any of the Endowment Funds, the debit balance should appear on the Assets side of the Balance Sheet as “Receivables” in schedule-8 Loans, Advances & Deposits.



(D. Govinda Rao)
 Deputy Registrar (F&A)




(Joydeep Sil)
 Registrar

SCHEDULE 3 - CURRENT LIABILITIES & PROVISIONS**(Schedule Forming Part of Balance Sheet as at 31st March, 2016)**

(Amount in ₹)

Particulars	Current Year (2015-2016)	Previous Year (2014-2015)
A. CURRENT LIABILITIES		
1. Deposits from staff	-	-
2. Deposits from students	-	-
i. Hostel Caution Money	23,29,000	19,11,000
ii. Institute/Laboratory Caution Money	11,07,500	9,05,500
iii. Library Caution Money	12,81,674	10,77,520
3. Sundry Creditors	-	-
Project Fund		
i) Stale Cheques	1,69,421	1,63,784
CESSI		
i) Stale Cheques (CESSI-MHRD)	4,180	4,180
4. Deposit -Others (including EMD, Security Deposit)		
i) Earnest Money Received	36,85,895	14,35,793
ii) Security Deposit Received	28,06,637	19,32,614
Project Fund		
i) Security Deposit	8,754	8,754
5. Statutory Liabilities(GPF, TDS, WC TAX, CPF, GIS, NPS):		
Overdue	-	-
Others	-	-
i) Professional Tax	-	180
Project Fund		
i) Statutory Liabilities	72,500	-
CESSI		
i) Income Tax Staff (CESSI-MHRD)	-	2,600
6. Other Current Liabilities		
a) Salaries	-	-
b) Receipts against sponsored projects (details at Sch-3A)	10,08,46,591	10,05,12,556
c) Receipts against sponsored fellowships & scholarships (details at Sch-3B)	3,47,40,592	2,24,57,349
d) Unutilised Grants (details at Sch-3C)	268,03,97,579	5,55,54,929
e) Other liabilities	-	-
i) Payable to IISER-K Corpus Fund	4,83,22,624	5,79,50,635
ii) Advance Tuition Fees	37,64,915	30,32,563
iii) Advance Viva Voce received from PhD Students	-	2,60,000
iv) Advance Thesis Submission Fees received from PhD Students	-	5,20,000
v) CPWD	-	-
vi) Sponsorship Fees	37,978	60,780
vii) Payable to NPS	-	1,81,793
viii) GSLI Payable	5,000	11,100
ix) Amount Payable :		
a. Bhavtosh Bansal & V Mahalinganam	-	1,00,000
b. General Security Services	-	19,68,548
c. Richarj Mondal (Student)	-	68,738
d. Tara Sankar Das (Student)	-	3,91,628
e. Admission and Registration Fees	2,08,952	-
f. Other Payable	52,775	-



(D. Govinda Rao)
Deputy Registrar (F&A)




(Joydeep Sil)
Registrar

SCHEDULE 3 - CURRENT LIABILITIES & PROVISIONS (Contd...)
(Schedule Forming Part of Balance Sheet as at 31st March, 2016)

(Amount in ₹)

Particulars	Current Year (2015-2016)	Previous Year (2014-2015)
x) Outstanding Liability :		
a. Outstanding Liability for Capital Expenditure	8,316	27,65,309
b. Outstanding Liability for Revenue Expenditure	1,30,19,211	2,16,27,412
xi) IISER-K Project Fund (From General Fund)	-	43,741
xii) CMS Payable to Immanuel Alexander	-	650
xiii) Indian Association for Blind Trust	4,670	3,750
xiv) Leave Salary Contribution received on Lien	-	3,53,638
xv) Mess Operation Charges	56,743	29,250
xvi) Amount payable to CESSI	-	6,39,058
xvii) Digital India Event (NeGD)	26,770	-
xviii) FIST- HR TEM	5,50,00,000	-
xix) Mess Establishment Charges	18,06,396	-
Project Fund		
i) Payable to IISER-K General Fund	-	90,74,298
ii) Unrecognised Project/Scheme	3,42,110	3,44,600
iii) Outstanding Liability for Project/Scheme	33,648	1,09,67,288
CESSI		
i) Outstanding Liability for CESSI-MHRD	-	58,500
ii) Outstanding Liability for CESSI-Indo French	-	25,000
iii) Payable to General Fund from CESSI-MHRD	-	14,029
iv) Payable to General Fund from CESSI-Indo US	-	1,59,507
v) Payable to General Fund from CESSI-Indo French	-	1,27,259
vi) Payable to Dr. Dibyendu Nandi from CESSI-Indo US	-	71,185
Credit Balance of Current Assets, Loan & Advances		
i) Advance Staff- ARF (Sayam Bhattacharyya)	6,000	-
iii) Advance to Student	33,910	-
iv) Student etc.	1,28,029	-
v) IISER-K Project Fund (General)	1,30,47,721	-
TOTAL (A)	296,33,56,091	29,68,17,018
B. PROVISIONS		
1. Taxation	-	-
2. Gratuity	-	-
3. Superannuation Pension	-	-
4. Accumulated Leave Encashment	-	-
5. Trade Warranties/Claims	-	-
6. Others (Specify)		
i) Student Contingency	-	18,73,094
ii) Professional Development Allowance (PDA)	41,23,259	35,74,736
Project Fund		
i) Student Contingency	20,61,155	2,84,820
TOTAL (B)	61,84,414	57,32,650
TOTAL (A+B)	296,95,40,505	30,25,49,668



(D. Govinda Rao)
Deputy Registrar (F&A)




(Joydeep Sil)
Registrar

SCHEDULE 3 (a) - SPONSORED PROJECTS
(Schedule Forming Part of Balance Sheet as at 31st March, 2016)

(Amount in ₹)

Sl. No	Name of the Project / Scheme	Opening Balance as on 01.04.15		Receipts / Recoveries during the year	Total	Expenditure during the year	Closing Balance as on 31.03.16	
		Credit	Debit				Credit	Debit
1	2	3	4	5	6= 3+5-4	7	8= 6-7	9= 7-6
A. Externally Funded Faculty Fellowship								
(i) Department of Science & Technology								
1	DST-Ramanujan Fellowship - Dibyendu Nandi	1,90,619	-	33,473	2,24,092	2,24,092	-	-
2	DST-J. C. Bose Fellowship - Somnath Dasgupta	8,47,023	-	5,00,000	13,47,023	13,47,023	-	-
3	DST-Financial assistance for award of Ramanujan Fellowship to Dr. Siddhartha Lal	16,44,063	-	-	16,44,063	16,43,636	427	-
4	DST-Financial assistance for award of Ramanujan Fellowship-Dr. Raja Shunmugam	-	3,48,490	-	(3,48,490)	-	-	3,48,490
5	DST-Ramanujan Fellowship...Dr. Sutapa Bose	45,756	-	17,80,000	18,25,756	18,22,733	3,023	-
6	DST-Inspire Fellowship....Dr. Argha Banerjee	4,00,581	-	725	4,01,306	4,01,306	-	-
7	DST-Ramanujan Fellowship....Dr. Guha Dharmarajan	28,438	-	17,80,000	18,08,438	16,37,810	1,70,628	-
8	DST-Inspire Fellowship....Dr. Mithun Mukherjee	-	2,30,004	14,80,580	12,50,576	9,48,980	3,01,596	-
9	DST-Inspire Fellowship....Dr. Shibananda Biswas	8,68,438	-	-	8,68,438	2,70,967	5,97,471	-
10	DST-Swarnajayanti Fellowship.....Dr. C Malla Reddy	-	-	1,78,00,000	1,78,00,000	1,00,000	1,77,00,000	-
11	DST-Inspire Fellowship.....Dr. Pradip Kumar Tarafdar	-	-	9,98,996	9,98,996	3,74,959	6,24,037	-
12	DST-Inspire Fellowship.....Dr. Sirsendu Chowdhury	-	-	19,00,000	19,00,000	11,47,226	7,52,774	-
13	SERB-NPDF....Dr. Soumen Dey	-	-	9,60,000	9,60,000	2,04,310	7,55,690	-
14	DST-J C Bose Fellowship....Dr. Soumitro Banerjee	-	-	13,60,000	13,60,000	3,54,937	10,05,063	-
15	DST-Inspire Fellowship....Dr. Subhas Samanta	-	-	19,00,000	19,00,000	14,50,949	4,49,051	-
16	SERB-NPDF....Dr. Suman Kumar Barman	-	-	9,60,000	9,60,000	1,00,000	8,60,000	-
17	DST-Ramanujan Fellowship....Dr. Sureshkumar Devarajulu	-	-	17,80,000	17,80,000	1,45,000	16,35,000	-
	Total (i)	40,24,918	5,78,494	3,32,33,774	3,66,80,198	1,21,73,928	2,48,54,760	3,48,490
(ii) Department of Bio Technology								
18	DBT-Cellular and Molecular...Ramalingaswami Fellowship -Dr. Mohit Prasad	25,482	-	-	25,482	25,482	-	-
19	DBT-Ramalingaswami Fellowship....Dr. Koel Das	-	4,05,917	16,08,081	12,02,164	16,15,147	-	4,12,983
20	DBT-ICT-Energy Bioscience....Dr. Supratim Datta	1,48,893	-	16,26,440	17,75,333	16,71,393	1,03,940	-
21	DBT-Ramalingaswami Fellowship....Dr. Rituparna Sinha Roy	3,69,394	-	15,98,273	19,67,667	15,76,444	3,91,223	-
22	DBT-Ramalingaswami Fellowship....Dr. Rupak Datta	3,75,963	-	15,94,088	19,70,051	15,79,807	3,90,244	-
	Total(ii)	9,19,732	4,05,917	64,26,882	69,40,697	64,68,273	8,85,407	4,12,983
(iii) Council of Scientific & Industrial Research								
23	CSIR-Bhatnagar Award....Dr. Soumitro Banerjee	1,80,000	-	-	1,80,000	-	1,80,000	-
	Total(iii)	1,80,000	-	-	1,80,000	-	1,80,000	-
	Total(A=i+ii+iii)	51,24,650	9,84,411	3,96,60,656	4,38,00,895	1,86,42,201	2,59,20,167	7,61,473
B. Externally Funded Workshop/Seminar/Conference/Travel, etc.								
(i) Council of Scientific & Industrial Research								
1	CSIR-Workshop & Symposium...Dr.Soumitro Banerjee	8,000	-	-	8,000	-	8,000	-
	Total (i)	8,000	-	-	8,000	-	8,000	-
(ii) Department of Science & Technology								
2	2010/DST-Indo Brazil Workshop 2010	-	1,00,000	-	(1,00,000)	-	-	1,00,000
3	DST-Frontiers in Modern Biology	-	60,000	-	(60,000)	-	-	60,000
4	DST-Symposium on Bioeffect....Dr. Guha Dharmarajan	-	-	-	-	-	-	-
5	2012/Frontiers in Modern Biology-2012	75,000	-	-	75,000	75,000	-	-
6	DST-Ramanujan Review Meet	-	-	-	-	-	-	-
7	2015/DST-Asian Academy Seminar and School 2015	-	24,05,000	24,05,000	-	-	-	-
8	2014/Frontiers in Modern Biology-2014	50,000	-	-	50,000	-	50,000	-
9	2015/Frontiers in Modern Biology-2015	-	-	4,09,500	4,09,500	4,15,196	-	5,696
10	DST-KVPY Chemistry QBM	-	-	4,84,731	4,84,731	4,84,731	-	-
11	2015/DST-KVPY Vijyoshi Camp 2015	-	-	64,22,316	64,22,316	64,22,316	-	-
12	DST.....Dr. Ayan Banerjee	-	-	-	-	-	-	-
	Total (ii)	1,25,000	25,65,000	97,21,547	72,81,547	73,97,243	50,000	1,65,696



(D. Govinda Rao)
 Deputy Registrar (F&A)


(Joydeep Sil)
 Registrar

SCHEDULE 3 (a) - SPONSORED PROJECTS (Contd...)
(Schedule Forming Part of Balance Sheet as at 31st March, 2016)

(Amount in ₹)

Sl. No	Name of the Project / Scheme	Opening Balance as on 01.04.15		Receipts / Recoveries during the year	Total	Expenditure during the year	Closing Balance as on 31.03.16	
		Credit	Debit				Credit	Debit
1	2	3	4	5	6= 3+5-4	7	8= 6-7	9= 7-6
(iii) Department of Atomic Energy								
13	DAE-(NBHM)-Winter Scholl....Dr. Kaneenika Sinha	1,16,132	-	-	1,16,132	-	1,16,132	-
14	DAE-Conference on MFQM - Dr. Subrata Shyam Roy	-	50,000	-	(50,000)	-	-	50,000
Total (iii)		1,16,132	50,000	-	66,132	-	1,16,132	50,000
(iv) Ministry of Earth Science								
15	MoES-Workshop.....Dr. Goutam Dev Mukherjee	26,656	-	-	26,656	14,046	12,610	-
16	MoES-Review Meet.....Dr. Goutam Dev Mukherjee	60,000	-	-	60,000	60,000	-	-
Total(iv)		86,656	-	-	86,656	74,046	12,610	-
(v) Others								
17	IWOA 2013.....Dr. Punyasloke Bhadury	217	-	-	217	-	217	-
18	NCERT-Seminar....Dr. Rupak Datta	-	-	-	-	-	-	-
19	WII-Benthos study.....workshop - Punyasloke Bhadury	40	-	-	40	-	40	-
20	Symposium on Animal Behaviour...Anindita Bhadra	-	3,727	-	(3,727)	-	-	3,727
21	Space Climate Symposium-Dr. Dibyendu Nandi	41,361	-	-	41,361	-	41,361	-
22	IISER InterMeet Ecology Symposium....Dr. Sumana Annagiri	3,32,798	-	-	3,32,798	-	3,32,798	-
23	KVPY Interview	-	-	-	-	-	-	-
24	2014/KVPY Vijyoshi Camp 2014	-	-	-	-	-	-	-
25	India Bangladesh Conference....C Malla Reddy	-	-	9,22,735	9,22,735	9,10,781	11,954	-
26	Indo-US:Synposium on Central...Dr. Jayasri Das Sharma	-	-	1,98,060	1,98,060	-	1,98,060	-
Total (v)		3,74,419	3,731	11,20,800	14,91,484	9,10,788	5,84,430	3,727
Total (B=i+ii+iii+iv+v)		7,10,207	26,18,731	1,08,42,347	89,33,819	83,82,077	7,71,172	2,19,423
C. Externally Funded Consultancy Projects/Schemes								
1	GE India-Dr. Nirmalya Ghosh	27,000	-	-	27,000	-	27,000	-
2	UNILEVER-Carbohydrate Chemistry.....Dr. Balaram Mukhopadhyay	3,04,768	-	-	3,04,768	22,500	2,82,268	-
3	UNILEVER-Photophysical & Photochemical....Dr. Pradipta Purukayastha	38,883	-	-	38,883	53,189	-	14,306
4	UNILEVER-Photostable Photochromatic....Dr. Subhajt Bandyopadhyay	2,39,879	-	-	2,39,879	1,02,180	1,37,699	-
5	Himedia- Validation....Culture.... Dr. Jayasri Das Sarma	1,64,991	-	-	1,64,991	56,167	1,08,824	-
6	ICZMP-CDA- Punyasloke Bhadury	86,487	-	11,74,500	12,60,987	2,43,012	10,17,975	-
7	Hindusthan Lever - Sayan Bhattacharyya	33,750	-	-	33,750	-	33,750	-
8	Invictus Oncology-Swadhin Mondal	43,223	-	27,87,138	28,30,361	22,44,760	5,85,601	-
9	Collaboration with Stone....Dr. Punyasloke Bhadury	-	-	42,500	42,500	42,500	-	-
10	WTI:Determining...Benthos....Dr. Punyasloke Bhadury	-	-	2,00,000	2,00,000	1,85,799	14,201	-
11	ADO-Development....Norbornene...Dr. Raja Shunmugam	-	-	11,42,500	11,42,500	10,01,171	1,41,329	-
Total (C)		9,38,981	-	53,46,638	62,85,619	39,51,278	23,48,647	14,306
D. Externally Funded Other Projects/Schemes								
1	NIC-Additional.....Dr. Golam Mortuza Hossain	2,08,897	-	-	2,08,897	-	2,08,897	-
2	MSIF-Du Pre Grant....Rahul Basu	7,698	-	-	7,698	-	7,698	-
3	DST-National....Biology..Dr. Anirban Banerjee	8,03,473	-	-	8,03,473	5,92,011	2,11,462	-
4	MSIF-Du Pre Grant....Jibin Sadasivan	4,58,568	-	-	4,58,568	4,58,568	-	-
5	CFRI-Training.....Punyasloke Bhadury	-	-	-	-	-	-	-
Total (D)		14,78,636	-	-	14,78,636	10,50,579	4,28,057	-
E. Externally Funded Foreign Projects/Schemes								
1	LU-Synthesis of(Indo-Swedish) - Balaram Mukhopadhyay	18,830	-	-	18,830	-	18,830	-
2	Linpokings-Arsenic....Dr. Punyasloke Bhadury	-	-	-	-	-	-	-
3	CIMMYT-International Maize....Dr. Shree Prakash Pandey	1,44,10,346	-	-	1,44,10,346	31,06,017	1,13,04,329	-
4	UKIERI.....Dr. Devapriya Chattopadhyaya	5	-	-	5	-	5	-
5	UKIERI- Dr. Supriyo Mitra	-	-	-	-	-	-	-
6	IAEA-Application & Development....- Dr. Prasanta Sanyal	65,468	-	2,75,605	3,41,073	58,041	2,83,032	-
7	NERC IAA-Knowledge...Award-Dr. Supriyo Mitra	7,48,882	-	1,85,493	9,34,375	7,01,774	2,32,601	-
8	Namaste Project	1,95,080	-	-	1,95,080	-	1,95,080	-
9	NERC IOF.....Dr. Supriyo Mitra	-	-	9,78,539	9,78,539	8,27,256	1,51,283	-
10	NERC IOF.....Dr. Supriyo Mitra	-	-	2,40,114	2,40,114	2,44,350	-	4,236
Total (E)		1,54,38,611	-	16,79,751	1,71,18,362	49,37,438	1,21,85,160	4,236



(D. Govinda Rao)
 Deputy Registrar (F&A)


(Joydeep Sil)
 Registrar

SCHEDULE 3 (a) - SPONSORED PROJECTS (Contd...)
(Schedule Forming Part of Balance Sheet as at 31st March, 2016)

(Amount in ₹)

Sl. No	Name of the Project / Scheme	Opening Balance as on 01.04.15		Receipts / Recoveries during the year	Total	Expenditure during the year	Closing Balance as on 31.03.16	
		Credit	Debit				Credit	Debit
1	2	3	4	5	6= 3+5-4	7	8= 6-7	9= 7-6
F. Externally Funded Collaborative Projects/Schemes								
1	DST-Indo German Max Planck...Dr. Shree Prakash Pandey	963	-	7,55,000	7,55,963	4,46,122	3,09,841	-
2	MPG-DST Partner Group.....Dr. Shree Prakash Pandey	39,13,001	-	-	39,13,001	6,53,551	32,59,450	-
3	CNIC:US-India-Collaborative...Priyadarsi De	4,32,352	-	-	4,32,352	3,61,020	71,332	-
4	IIMSC-HNBGU-IISERK...Dr. Argha Banerjee	1,02,200	-	5,00,000	6,02,200	5,77,653	24,547	-
5	India-Isreal: Dr. Sayan Bhattacharyya	7,58,591	-	-	7,58,591	7,18,742	39,849	-
6	India-Isreal-Computational Biology...Comperative...Dr. Supratim Sen Gupta	12,24,255	-	-	12,24,255	5,62,031	6,62,224	-
7	Computational.....Dr. Debasis Koley	-	-	7,08,978	7,08,978	2,69,279	4,39,699	-
8	RFBR:Indo Russia:Non Covalent.....Dr. Priyadarsi De	-	-	12,42,340	12,42,340	10,23,144	2,19,196	-
9	DST-UKERI...Dr. Subhajit Bandyopadhyay	-	-	4,62,000	4,62,000	4,33,149	28,851	-
10	UGC-UKERI...Dr. Supriyo Mitra	-	-	7,31,683	7,31,683	4,99,534	2,32,149	-
Total (F)		64,31,362	-	44,00,001	1,08,31,363	55,44,225	52,87,138	-
G. Externally Funded Projects/Schemes								
(i) Department of Science & Technology								
1	DST-Design and Synthesis.....catalysis - Swadhin Mandal	329	-	-	329	-	329	-
2	DST-Physics Beyond.....Experiments - Amitava Datta	-	2,13,590	-	(2,13,590)	-	-	2,13,590
3	DST-Computational study Liquids-Dr. Pradip Kumar Ghorai	-	2,158	-	(2,158)	-	-	2,158
4	DST-Theoretical quantum systems - Dr. Mousumi Das	1,698	-	-	1,698	1,698	-	-
5	DST-Crystal engineering of biotin (vitamin B7) co-crystals-Dr. C Malla Reddy	-	-	-	-	-	-	-
6	DST-Electrical conductivity....implications-Dr. Goutam Dev Mukherjee	5,75,158	-	-	5,75,158	5,75,158	-	-
7	DST-Pt-group metal ...sensing materials-Dr. Parna Gupta Bhattacharya	5,187	-	-	5,187	-	5,187	-
8	DST-Fluorometric sensor for cadmium in drinking water-Dr. Raja Shunmugam	-	36,289	-	(36,289)	-	-	36,289
9	DST-Lode gold mineralization .. Genesis-Dr. V Ravikant	6,721	-	-	6,721	6,721	-	-
10	DST-Metal Complexes...anticancer agents-Dr. Arindam Mukherjee	1	-	-	1	-	1	-
11	DST-Template-Assisted...Applications-Dr. V Mahalinganam	-	-	-	-	-	-	-
12	DST-Design and...Architectures-Dr. Priyadarsi De	-	-	-	-	-	-	-
13	DST-Dynamics.....Nano Particles - Dr. Ashwani Kumar Tiwari	-	5,711	31,90,711	31,85,000	1,66,666	30,18,334	-
14	DST-Development of.....outputs- Dr.Subhajit Bandyopadhyay	35,441	-	-	35,441	-	35,441	-
15	DST-Time Resolved....Dr. Bipul Pal	10,47,345	-	-	10,47,345	7,03,861	3,43,484	-
16	DST-Response of Molluscan....Dr. Devapriya Chattopadhyay	1,86,877	-	4,00,000	5,86,877	3,11,835	2,75,042	-
17	DST-Understanding....Debasis Koley	16,831	-	-	16,831	16,842	-	11
18	DST-Stable...Dr. Meelinda Kumar Bera	-	-	-	-	-	-	-
19	DST-Spectral...Dr. Prasun Kumar Mandal	55	-	-	55	-	55	-
20	DST-Seleno...Dr. Snigdha Panda	-	9,959	-	(9,959)	-	-	9,959
21	DST-Behavioural...Dr. Sumana Annagiri	22,047	-	-	22,047	-	22,047	-
22	DST-Nanosystems....Dr. Pradipta Purukayastha	-	18,007	18,007	-	-	-	-
23	DST-Study of Electronics....Dr. Satyabrata Raj	1,27,127	-	-	1,27,127	1,27,127	-	-
24	DST-Oxometalate....Dr. Soumyajit Roy	2,39,000	-	-	2,39,000	85,800	1,53,200	-
25	DST-Parental Care.....Dr. Anindita Bhadra	1,36,594	-	4,00,000	5,36,594	4,21,227	1,15,367	-
26	DST-Women Excellence Award....Dr. Anindita Bhadra	1,21,668	-	5,00,000	6,21,668	4,13,986	2,07,682	-
27	DST-Neural....Dr. Koel Das	2,57,842	-	-	2,57,842	2,10,294	47,548	-
28	DST-Development....Dr. Madhumita Mukherjee	14,320	-	10,20,000	10,34,320	10,32,331	1,989	-
29	DST-Understanding.....Oogenesis.... Dr. Mohit Prasad	-	1,12,261	10,00,000	8,87,739	8,15,474	72,265	-
30	DST-Exploring....Dr. Partha Mitra	-	50,126	2,50,000	1,99,874	1,26,955	72,919	-
31	DST-Pallback...Equation...Dr. Saugata Bandyopadhyay	94,659	-	-	94,659	87,698	6,961	-
32	DST-Photochemi....Dr. Sayan Bhattacharyya	-	32,356	8,00,000	7,67,644	7,71,999	-	4,355
33	DST-Mechanis....Dr. Sweta Tripathi	1,41,458	-	-	1,41,458	1,14,053	27,405	-
34	DST-Abnormal Catalysts....Dr. Swadhin Kumar Mondal	85,708	-	10,00,000	10,85,708	10,63,629	22,079	-



(D. Govinda Rao)
Deputy Registrar (F&A)




(Joydeep Sil)
Registrar

SCHEDULE 3 (a) - SPONSORED PROJECTS (Contd...)
(Schedule Forming Part of Balance Sheet as at 31st March, 2016)

(Amount in ₹)

Sl. No	Name of the Project / Scheme	Opening Balance as on 01.04.15		Receipts / Recoveries during the year	Total	Expenditure during the year	Closing Balance as on 31.03.16	
		Credit	Debit				Credit	Debit
1	2	3	4	5	6= 3+5-4	7	8= 6-7	9= 7-6
35	DST-WOS- Visual....Integration... Dr. Pei Lang	3,31,659	-	-	3,31,659	3,31,659	-	-
36	DST-Measurement....Dr. Argha Banerjee	7,01,606	-	-	7,01,606	7,01,606	-	-
37	DST-Metal....Agent...Dr. Arindam Mukherjee	17,16,305	-	7,00,000	24,16,305	24,38,107	-	21,802
38	DST-Synthesis of the oligosaccharides...Dr. Balam Mukhopadhyay	6,70,150	-	5,00,000	11,70,150	6,87,856	4,82,294	-
39	DST-Spatial...Himalaya...Dr. Kathakali Bhattacharyya	10,09,354	-	4,00,000	14,09,354	12,14,214	1,95,140	-
40	DST-Theoretical Investigation....Application...Dr. Mousumi Das	17,64,463	-	-	17,64,463	17,14,438	50,025	-
41	DST-Molecular Level...Dr. Prasanta Sanyal	25,84,893	-	6,00,000	31,84,893	31,18,275	66,618	-
42	DST-Bioprospecting....Dr. Manojit Debnath	11,00,000	-	-	11,00,000	10,98,348	1,652	-
43	DST-Theoretical....Stretch.....Dr. Rumi De	9,20,000	-	-	9,20,000	9,03,698	16,302	-
44	SERB-Strategy for...Approach.....Dr. Amirul Islam Mallick	-	-	13,61,083	13,61,083	90,250	12,70,833	-
45	SERB-Density....Functions....Dr. Amlan Kusum Roy	-	-	14,50,000	14,50,000	1,69,166	12,80,834	-
46	SERB Dr. Debansu Chaudhuri	-	-	65,00,000	65,00,000	20,34,023	44,65,977	-
47	SERB-Study...Molecules....Dr. Dhanajay Nandi	-	-	42,50,000	42,50,000	19,79,393	22,70,607	-
48	SERB-Role of Amyloid...Disease Patho....Dr. Mahua Maulik	-	-	13,00,000	13,00,000	4,55,152	8,44,848	-
49	SERB-Synthesis and...Devices.....Dr. Pradipta Purkayastha	-	-	6,80,000	6,80,000	1,59,849	5,20,151	-
50	SERB-New Class of...Single Target.....Dr. Raja Shunmugam	-	-	53,70,000	53,70,000	10,45,256	43,24,744	-
51	SERB-Synthesis and Optical...Dr. Rateesh K Vijayaraghavan	-	-	12,86,600	12,86,600	1,12,000	11,74,600	-
52	SERB-New Conjugated....Devices....Dr. Sanjio S Zade	-	-	16,62,999	16,62,999	6,70,365	9,92,634	-
53	SERB-Tracking...Concrete Surface....Dr. Sujata Ray	-	-	8,99,999	8,99,999	46,666	8,53,333	-
54	SERB-Green Synthesis.....Dr. Venkataranama Mahalinganam	-	-	24,70,000	24,70,000	5,00,469	19,69,531	-
Total (i)		1,39,14,499	4,80,461	3,80,09,404	5,14,43,438	2,65,24,151	2,52,07,458	2,88,164
(ii) Council of Scientific & Industrial Research								
55	CSIR-Synthesis Hexasaccharide ...031 NRT365-Dr. Balam Mukhopadhyay	-	-	-	-	-	-	-
56	CSIR-Design and Synthesis ... Hydroamination Reactions-Dr. Swadhin Mandal	-	-	-	-	-	-	-
57	CSIR-Transition.....Dr. Arindam Mukherjee	-	21,427	-	(21,427)	-	-	21,427
58	CSIR-Peptide Based....Dr. Debasish Halder	18	-	3,28,571	3,28,589	3,23,376	5,213	-
59	CSIR-Ru(II)/OS(II)....Dr. Parna Gupta Bhattacharyya	1,03,389	-	-	1,03,389	97,153	6,236	-
60	CSIR-Calcretes on....to Climate-Dr. Prasanta Sanyal	6,413	-	-	6,413	-	6,413	-
61	CSIR-Green Synthesis....Dr. Priyadarsi De	-	-	-	-	-	-	-
62	CSIR-Functional Analysis...Dr. Sankar Maiti	3,34,691	-	-	3,34,691	3,34,691	-	-
63	CSIR- Engineered Nature..... Dr. Rituparna Sinha Roy	5,16,576	-	2,39,227	7,55,803	6,84,024	71,779	-
64	CSIR- Investigation.....Dr. Pradip Kumar Ghorai	14,938	-	-	14,938	-	14,938	-
65	CSIR- Probing... .Dr. Pradipta Purkayastha	43	-	2,66,832	2,66,875	2,65,744	1,131	-
66	CSIR- Magnetic....Dr. Sayan Bhattacharyya	17,437	-	9,17,887	9,35,324	9,58,304	-	22,980
67	CSIR-Characterizing....Ovary.... Dr. Mohit Prasad	1,11,327	-	4,84,753	5,96,080	5,95,111	969	-
68	CSIR-New Conjugated....Dr. S S Zade	57,973	-	6,42,027	7,00,000	6,27,267	72,733	-
69	CSIR-Development.....V Mahalinganam	2,78,331	-	3,37,620	6,15,951	5,90,078	25,873	-
70	CSIR-Glycosidase....Complexes... Dr. Subhajit Bandyopadhyay	-	2,88,353	3,85,000	96,647	96,390	257	-
71	CSIR-Design of Mechanochronic...Dr. C Malla Reddy	74,612	-	3,07,282	3,81,894	4,41,368	-	59,474
72	CSIR-Computational...Dr. Debasis Koley	90,656	-	-	90,656	1,32,303	-	41,647
73	CSIR-Norbone.....Dr. Raja Shunmugam	97,933	-	1,70,961	2,68,894	2,53,601	15,293	-
74	CSIR-Leishmania...Drug...Dr. Rupak Datta	5,57,768	-	3,04,858	8,62,626	8,30,291	32,335	-
75	CSIR-Constraining Tectonic.....Dr. Vadlmani Ravikant	-	-	-	-	-	-	-
76	CSIR Swadhin Mandal	-	-	1,00,000	1,00,000	99,259	741	-
Total (ii)		22,62,105	3,09,780	44,85,018	64,37,343	63,28,960	2,53,911	1,45,528



(D. Govinda Rao)
Deputy Registrar (F&A)




(Joydeep Sil)
Registrar

SCHEDULE 3 (a) - SPONSORED PROJECTS (Contd...)
(Schedule Forming Part of Balance Sheet as at 31st March, 2016)

(Amount in ₹)

Sl. No	Name of the Project / Scheme	Opening Balance as on 01.04.15		Receipts / Recoveries during the year	Total	Expenditure during the year	Closing Balance as on 31.03.16	
		Credit	Debit				Credit	Debit
1	2	3	4	5	6= 3+5-4	7	8= 6-7	9= 7-6
(iii) Department of Bio Technology								
77	DBT-Development.....Sclerosis-Dr. Jayasri Das Sarma	10,30,313	-	11,623	10,41,936	6,92,729	3,49,207	-
78	DBT-Understanding....Model-Dr. Jayasri Das Sharma	1,58,124	-	-	1,58,124	1,58,124	-	-
79	DBT-Studies on the Mechanisms....Dr. Partha Pratim Datta	16,206	-	-	16,206	16,206	-	-
80	DBT-Role of formin.....synapse formation- Dr.Sankar Maiti	15,309	-	-	15,309	15,309	-	-
81	DBT- Engineering Enzymes.....Dr. Supratim Datta	54,748	-	11,68,485	12,23,233	5,46,480	6,76,753	-
82	DBT-Engineering...RGYI...Dr. Rituparna Sinha Roy	-	2,69,894	2,28,000	(41,894)	-	-	41,894
83	DBT-Engineering...Lipid...SiRNA...Dr. Rituparna Sinha Roy	2,53,646	-	9,89,931	12,43,577	9,87,041	2,56,536	-
84	DBT-Functional Studies...RGYI...Dr. Rupak Datta	64,183	-	2,86,263	3,50,446	2,92,615	57,831	-
85	DBT-Basic...Hypoxia...Dr. Malancha Ta	2,23,932	-	10,92,328	13,16,260	2,34,553	10,81,707	-
86	DBT-Norborene Derived...Therapy.....Dr. Raja Shunmugam	44,32,000	-	13,75,000	58,07,000	8,19,643	49,87,357	-
Total (iii)		62,48,464	2,69,898	51,51,635	1,11,30,197	37,62,707	74,09,391	41,894
(iv) Ministry of Earth Sciences								
87	MoES-Physical Properties.....Temperature - Dr. Goutam Dev Mukherjee	1,39,74,435	-	62,11,767	2,01,86,202	1,58,73,823	43,12,379	-
88	MoES-Investigation....Estuary-Dr. Tarun Kumar Dalai	2,46,593	-	7,903	2,54,496	1,11,765	1,42,731	-
89	MoES-Marine...Nematodes...Dr. Punyasloke Bhadury	-	33,948	-	(33,948)	4,860	-	38,808
90	MoES-Taxonomy...Nematodes...Dr. Punyasloke Bhadury	-	75,220	-	(75,220)	-	-	75,220
91	MoES-Luminescence....Dr. Manoj Kr. Jaiswal	83,02,000	-	3,29,722	86,31,722	2,78,142	83,53,580	-
92	MoES-HAB....Dr. Punyasloke Bhadury	13,01,140	-	40,842	13,41,982	6,22,490	7,19,492	-
93	MoES-Shallow Water....Andhra Pradesh....Dr. Punyasloke Bhadury	-	-	84,465	84,465	34,606	49,859	-
94	MoES-Arsenic Release....Flooding....Dr. Sutapa Bose	-	-	23,40,000	23,40,000	50,000	22,90,000	-
Total (iv)		2,38,24,168	1,09,168	90,14,699	3,27,29,699	1,69,75,686	1,58,68,041	1,14,028
(v) Defence Research and Development Organization								
85	DRDO-Sensing....Dr. Raja Shunmugam	-	3,04,177	1,80,389	(1,23,788)	-	-	1,23,788
86	DRDO-Poly.....Devices....Dr. Priyadarsi De	1,07,282	-	900	1,08,182	1,08,182	-	-
87	DRDO-CARS-Development....Dr. Raja Shunmugam	-	-	-	-	-	-	-
88	DRDO- Poly...Dr. S S Zade	2,52,231	-	891	2,53,122	2,53,122	-	-
Total (v)		3,59,513	3,04,177	1,82,180	2,37,516	3,61,304	-	1,23,788
(vi) Welcome Trust Department of Bio Technology								
89	WTDBT-Molecular....Expression-Dr. Partho Sarathi Ray	9,24,732	-	21,02,090	30,26,822	24,52,938	5,73,884	-
90	WTDBT-Understading.....Stretch....Dr. Bidisha Sinha	2,18,43,519	-	20,36,194	2,38,79,713	1,99,96,843	38,82,870	-
Total (vi)		2,27,68,251	-	41,38,284	2,69,06,535	2,24,49,781	44,56,754	-
(vii) Indian National Academy								
90	INSA-Young Scientist...Dr. Anindita Bhadra	19,812	-	-	19,812	-	19,812	-
91	INSA-Young Scientist...Dr. Bipul Pal	-	-	-	-	-	-	-
92	INSA-Young Scientist....Dr. Dhananjay Nandi	53,073	-	7,00,000	7,53,073	5,39,785	2,13,288	-
Total (vii)		72,885	-	7,00,000	7,72,885	5,39,785	2,33,100	-
(viii) Department of Atomic Energy								
93	BRNS-DAE-Dynamic....Microwave.... Dr. Soumyajit Roy	-	5,99,266	7,02,214	1,02,948	1,01,370	1,578	-
94	DAE-Orderings....Dr. Ashok Kr. Nanda	1,40,000	-	3,005	1,43,005	1,32,955	10,050	-
95	BRNS-DAR-Mucller matrix...Nirmalya Ghosh	5,04,643	-	4,39,941	9,44,584	7,45,591	1,98,993	-
96	BRNS-Polymer...Chain...Dr. Priyadarsi De	1,16,651	-	3,48,040	4,64,691	4,66,002	-	1,311
Total (viii)		7,61,294	5,99,266	14,93,200	16,55,228	14,45,918	2,10,621	1,311
(ix) Others								
97	BNHS India-Study of Benthos...Dr. Punyasloke Bhadury	-	4,546	-	(4,546)	-	-	4,546
98	WII-Meioibentic Studies...Orissa-Dr. Punyasloke Bhadury	1,475	-	-	1,475	-	1,475	-
99	WWF-Assestment of impact eco region-Dr. Punyasloke Bhadury	216	-	-	216	-	216	-


(D. Govinda Rao)
 Deputy Registrar (F&A)


(Joydeep Sil)
 Registrar

SCHEDULE 3 (a) - SPONSORED PROJECTS (Contd...)
(Schedule Forming Part of Balance Sheet as at 31st March, 2016)

(Amount in ₹)


Sl. No	Name of the Project / Scheme	Opening Balance as on 01.04.15		Receipts / Recoveries during the year	Total	Expenditure during the year	Closing Balance as on 31.03.16	
		Credit	Debit				Credit	Debit
1	2	3	4	5	6= 3+5-4	7	8= 6-7	9= 7-6
100	WWF-Survey of Marine...Implications-Dr. Punyasloke Bhadury	3	-	-	3	-	3	-
101	Gunnebo-On Development...Safes-Dr. Soumyajit Roy	-	58,374	-	(58,374)	-	-	58,374
102	ICAR-Understanding...Wheat... Dr. Shree Prakash Pandey	1,77,245	-	11,95,500	13,72,745	13,73,146	-	401
103	ICMR-Role of Non Muscle...Cell...Dr. Malancha Ta	-	-	6,09,325	6,09,325	4,69,525	1,39,800	-
104	Punyasloke Bhadury/WWF-Study on Function....Reserve....Dr. Punyasloke Bhadury	-	-	1,23,210	1,23,210	39,665	83,545	-
105	ICAR-Characterization...Systems...Dr. Sayan Bhattacharyya	-	-	2,09,000	2,09,000	1,67,065	41,935	-
Total (ix)		1,78,939	62,920	21,37,035	22,53,054	20,49,401	2,66,974	63,321
Total (G=i+ii+iii+iv+v+vi+vii+viii+ix)		7,03,90,109	21,35,658	6,53,11,455	13,35,65,895	8,04,37,693	5,39,06,250	7,78,034
Closing balance as on 31.03.16 (H = A + B + C + D + E + F + G)		10,05,12,556	57,38,800	12,72,40,848	22,20,14,589	12,29,45,491	10,08,46,591	17,77,472

Externally funded Projects/Schemes closed during this year

- 1 DST-Theoretical quantum systems - Dr. Mousumi Das
- 2 DST-Study of Electronics....Dr. Satyabrata Raj
- 3 DST-WOS- Visual....Integration... Dr. Pei Lang
- 4 DST-Nanosystems....Dr. Pradipta Purukayastha
- 5 DRDO- Poly...Dr. S S Zade
- 6 DRDO-Poly.....Devices....Dr. Priyadarsi De
- 7 DST-Electrical conductivity....Implications-Dr. Goutam Dev Mukherjee
- 8 DBT-Role of formin.....synapse formation- Dr.Sankar Maiti
- 9 DBT-Understanding....Model-Dr. Jayasri Das Sharma
- 10 DST-Ramanujan Fellowship - Dibyendu Nandi

Externally funded Projects/Schemes transferred to other Institutes during this year

1. DST-Inspire Fellowship....Dr. Argha Banerjee
2. DST-Measurement....Dr. Argha Banerjee
3. DST-J. C. Bose Fellowship - Somnath Dasgupta



(D. Govinda Rao)
Deputy Registrar (F&A)




(Joydeep Sil)
Registrar

SCHEDULE 3(B) - SPONSORED FELLOWSHIPS AND SCHOLARSHIPS
(Schedule Forming Part of Balance Sheet as at 31st March, 2016)

(Amount in ₹)

Sl. No	Name of the Project / Scheme	Opening Balance as on 01.04.15		Receipts / Recoveries during the year	Total	Expenditure during the year	Closing Balance as on 31.03.16	
		Credit	Debit				Credit	Debit
1	2	3	4	5	6=3+5-4	7	8=6-7	9=7-6
Externally Funded Students Fellowship / Stipend								
A. Others								
1	CSIR Fellowship & Contingency Grant	-	1,63,72,233	3,14,38,093	1,50,65,860	2,30,69,553	-	80,03,693
2	UGC Fellowship & Contingency Grant	-	45,58,004	50,00,000	4,41,996	2,21,04,901	-	2,16,62,905
3	KVPY Fellowship & Contingency	3,15,054	-	21,54,000	24,69,054	20,46,000	4,23,054	-
4	ICMR- ICMR Fellowship....	-	2,11,143	6,09,388	3,98,245	5,34,760	-	1,36,515
5	ICMR- ICMR Contingency (Provision).	-	2,960	-	(2,960)	(2,960)	-	-
	Total (A)	3,15,054	2,11,44,340	3,92,01,481	1,83,72,195	4,77,52,254	4,23,054	2,98,03,113
B. Department of Atomic Energy								
1	DAE-NBHM-Post Doctoral Fellowship.....Dr. Supriya Pan	-	-	5,31,200	5,31,200	93,600	4,37,600	-
2	DAE-NBHM-Post Doctoral Fellowship....Avijit Pal	-	-	5,31,200	5,31,200	3,71,380	1,59,820	-
	Total (B)	-	-	10,62,400	10,62,400	4,64,980	5,97,420	-
C. Department of Bio Technology								
6	DBT-RA Tithankar Banhopadhyay	1,320	-	-	1,320	-	1,320	-
7	DBT-RA Sanchita Mukherjee	-	-	5,81,406	5,81,406	1,10,206	4,71,200	-
8	DBT Fellowship and Contingency	-	1,23,871	-	(1,23,871)	-	-	1,23,871
	Total (C)	1,320	1,23,871	5,81,406	4,58,855	1,10,206	4,72,520	1,23,871
D. Department of Science & Technology								
9	DST-Inspire Fellowship	2,13,81,566	-	4,26,12,000	6,39,93,566	3,32,54,066	3,07,39,500	-
10	DST-Inspire Fellowship - Devanita Ghosh, JRF	2,39,409	-	-	2,39,409	1,37,505	1,01,904	-
11	DST-Inspire Fellowship-Sujata Roy, JRF	2,50,400	-	-	2,50,400	-	2,50,400	-
12	DST-Inspire Fellowship...Ria Biswas, JRF	-	3,50,116	2,49,600	(1,00,516)	-	-	1,00,516
13	DST-Inspire Fellowship-Bharati Debnath, JRF	-	4,04,626	4,29,000	24,374	4,41,195	-	4,16,821
14	DST-Inspire Fellowship-Anamika Srivastava, JRF	-	18,000	4,56,800	4,38,800	3,25,897	1,12,903	-
15	DST-Inspire Fellowship-Pinku saha, JRF	-	2,10,097	4,13,400	2,03,303	4,06,293	-	2,02,990
16	DST-Inspire Fellowship-Saurav Dutta, JRF	-	1,07,497	-	(1,07,497)	3,19,995	-	4,27,492
17	DST-Inspire Fellowship -Subhani Rath, JRF	-	1,41,494	1,46,697	5,203	3,04,898	-	2,99,695
18	DST-Inspire Fellowship-Rafiqul Rahaman, JRF	-	27,497	4,77,300	4,49,803	3,11,513	1,38,290	-
19	DST-Inspire Fellowship-Spriha Kumari, JRF	-	27,497	4,77,014	4,49,517	3,39,975	1,09,542	-
20	DST-Inspire Fellowship-Ahishek Pan, JRF	-	1,85,613	4,10,000	2,24,387	2,66,595	-	42,208
21	DST-Inspire Fellowship-Debottam Bhattacharjee, JRF	-	2,08,466	4,10,000	2,01,534	3,04,570	-	1,03,036
22	DST-Inspire Fellowship-Manami Roy, JRF	2,69,600	-	-	2,69,600	-	2,69,600	-
23	DST-Inspire Fellowship-Mandira Pal, JRF	-	1,51,000	4,25,100	2,74,100	4,34,435	-	1,60,335
24	DST-Inspire Fellowship-Moumita Mistri, JRF	-	83,097	-	(83,097)	-	-	83,097
25	DST-Inspire Fellowship-Narottam Mukhopadhyay, JRF	-	1,85,613	4,10,000	2,24,387	3,19,972	-	95,585



(D. Govinda Rao)
 Deputy Registrar (F&A)


(Joydeep Sil)
 Registrar

SCHEDULE 3(B) - SPONSORED FELLOWSHIPS AND SCHOLARSHIPS (Contd...)
(Schedule Forming Part of Balance Sheet as at 31st March, 2016)

(Amount in ₹)

Sl. No	Name of the Project / Scheme	Opening Balance as on 01.04.15		Receipts / Recoveries during the year	Total	Expenditure during the year	Closing Balance as on 31.03.16	
		Credit	Debit				Credit	Debit
26	DST-Inspire Fellowship-Neha Rani Kumar, JRF	-	1,85,613	4,10,000	2,24,387	3,19,374	-	94,987
27	DST-Inspire Fellowship-Soumyajit Seth, JRF	-	79,839	4,10,000	3,30,161	3,19,995	10,166	-
28	DST-Inspire Fellowship-Tiasha Saha Roy, JRF	-	79,839	4,10,000	3,30,161	3,19,883	10,278	-
29	DST-Inspire Fellowship-Himadri Shekar, JRF	-	3,214	4,10,000	4,06,786	3,50,709	56,077	-
30	DST-Inspire Fellowship-Kannan Asha, JRF	-	12,774	4,10,000	3,97,226	3,67,525	29,701	-
31	DST-Inspire Fellowship-Anurag Kumar, JRF	-	17,419	4,10,000	3,92,581	3,64,964	27,617	-
32	DST-Inspire Fellowship-Amar Deo Chandra, JRF	-	-	-	-	1,99,989	-	1,99,989
33	DST-Inspire Fellowship-Avijit Kundu, JRF	-	-	4,10,000	4,10,000	1,99,995	2,10,005	-
34	DST-Inspire Fellowship-Biswajit Roy, JRF	-	-	5,15,300	5,15,300	2,69,335	2,45,965	-
35	DST-Inspire Fellowship-Krishna Gopal, JRF	-	-	-	-	1,99,995	-	1,99,995
36	DST-Inspire Fellowship-Monochura Saha, JRF	-	-	-	-	1,99,995	-	1,99,995
37	DST-Inspire Fellowship-Neeraj, JRF	-	-	-	-	75,000	-	75,000
38	DST-Inspire Fellowship-Pawan Kumar, JRF	-	-	4,10,000	4,10,000	2,19,350	1,90,650	-
39	DST-Inspire Fellowship-Piyali Mukherjee, JRF	-	-	-	-	1,99,995	-	1,99,995
40	DST-Inspire Fellowship-Prateek Verma, JRF	-	-	4,10,000	4,10,000	-	4,10,000	-
41	DST-Inspire Fellowship-Shivanand Mandraha, JRF	-	-	-	-	75,000	-	75,000
42	DST-Inspire Fellowship-Somasree Ghatak, JRF	-	-	-	-	1,99,991	-	1,99,991
43	DST-Inspire Fellowship-Soumitra Bhowmik, JRF	-	-	-	-	1,99,995	-	1,99,995
44	DST-Inspire Fellowship-Sourav Banerjee, JRF	-	-	-	-	75,000	-	75,000
45	DST-Inspire Fellowship-Subhrokoli Ghosh, JRF	-	-	4,10,000	4,10,000	75,000	3,35,000	-
46	DST-Inspire Fellowship-Suman Basak, JRF	-	-	-	-	75,000	-	75,000
47	DST-Inspire Fellowship-Contingency (Provision)	-	2,81,860	-	(2,81,860)	(1,09,944)	-	1,71,916
Total (D)		2,21,40,975	27,61,171	5,15,32,211	7,09,12,015	4,13,63,055	3,32,47,598	36,98,638
Closing balance as on 31.03.16 (E = A + B + C + D)		2,24,57,349	2,40,29,382	9,23,77,498	9,08,05,465	8,96,90,495	3,47,40,592	3,36,25,622



(D. Govinda Rao)
Deputy Registrar (F&A)




(Joydeep Sil)
Registrar

SCHEDULE 3(C) - UNUTILISED GRANTS FROM UGC, GOVERNMENT OF INDIA AND STATE GOVERNMENTS
(Schedule Forming Part of Balance Sheet as at 31st March, 2016)

(Amount in ₹)

Particulars	Current Year (2015-2016)	Previous Year (2014-2015)
A. Plan Grants : Government of India		
Balance B/F	5,55,54,929	-
Add : Transfer from Capital Fund (730490068 + 217759231)	-	94,82,49,299
Add : Adjustment on account of Previous Year	196,43,24,800	45,55,80,698
Add: Adjustment on account of excess payment of Security Service & excess provision of O/S Liability for F.Y. 2014-15"	1,48,44,888	-
Add: Receipts during the year	121,25,00,000	122,10,00,000
Total (a)	324,72,24,617	262,48,29,997
Less: Refunds		
Less: Utilized fo Revenue Expenditure	44,42,96,907	39,72,66,015
Less: Utilized for Capital Expenditure	12,25,30,131	20,76,84,253
Less : Capital Advance/CPWD Deposits/Margin Money Deposit/Prepaid/Prepayments for Capital Exps	-	196,43,24,800
Total (b)	56,68,27,038	256,92,75,068
Unutilized carried forward (a-b)	268,03,97,579	5,55,54,929
B. UGC grants: Plan		
Balance B/F	-	-
Add: Receipts during the year	-	-
Total(c)	-	-
Less: Refunds		
Less: Utilized fo Revenue Expenditure		
Less: Utilized for Capital Expenditure		
Total (d)	-	-
Unutilized carried forward (c-d)		
C. UGC Grants Non Plan		
Balance B/F		
Add: Receipts during the year		
Total (e)	-	-
Less: Refunds		
Less: Utilized fo Revenue Expenditure		
Less: Utilized for Capital Expenditure		
Total (f)	-	-
Unutilized carried forward (e-f)		
D. Grants from State Government		
Balance B/F		
Add: Receipts during the year		
Total (g)	-	-
Less: Utilized fo Revenue Expenditure		
Less: Utilized for Capital Expenditure		
Total (h)	-	-
Unutilized carried forward (g-h)		
Grand Total (A+B+C+D)	268,03,97,579	5,55,54,929



(D. Govinda Rao)
Deputy Registrar (F&A)



(Joydeep Sil)
Registrar

SCHEDULE 4 - FIXED ASSETS
(Schedule Forming Part of Balance Sheet as at 31st March, 2016)

Sl No.	Assets Heads	Gross Block			Depreciation For The Year 2015- 2016			Net Block			
		Opening Balance As On 01.04.2015	Additions	Deductions	Closing Balance	Dep. Opening Balance	Dep. For The Year	Deductions / Adjustment	Total Depreciation	31.03.2016	31.03.2015
1	Land	60,001	-	-	60,001	-	-	-	-	60,001	60,001
2	Site Development	65,11,766	4,69,124	-	69,80,890	-	-	-	-	69,80,890	65,11,766
3	Buildings	108,70,74,335	28,94,628	-	108,99,68,963	12,87,80,869	2,17,99,379	-	15,05,80,248	93,93,88,715	95,82,93,466
4	Roads & Bridges	4,88,48,919	-	-	4,88,48,919	1,06,25,444	9,76,978	-	1,16,02,422	3,72,46,497	3,82,23,475
5	Tubewells & Water Supply	12,35,892	-	-	12,35,892	1,32,513	24,718	-	1,57,231	10,78,661	11,03,379
6	Sewerage & Drainage	30,18,000	-	-	30,18,000	7,111	60,360	-	67,471	29,50,529	30,10,889
7	Electric Installations & Equipment	1,00,06,275	5,65,376	-	1,05,71,651	56,07,554	5,28,583	-	61,36,137	44,35,514	43,98,721
8	Plant & Machinery	-	-	-	-	-	-	-	-	-	-
9	Scientific & Laboratory Equipment	117,87,84,793	4,91,40,922	1,30,02,218	121,49,23,497	56,00,53,003	9,71,93,880	41,25,853	66,13,72,736	55,35,50,761	61,87,31,790
10	Office Equipment	3,51,21,747	20,31,002	-	3,71,52,749	2,34,09,534	27,86,456	-	2,61,95,990	1,09,56,759	1,17,12,213
11	Audio Visual Equipment	-	-	-	-	-	-	-	-	-	-
12	Computer & Peripherals	7,47,74,296	1,19,16,989	-	8,66,91,285	5,87,23,151	1,73,38,257	18,880	7,60,80,288	1,06,10,997	1,60,51,145
13	Furniture, Fixtures & Fittings	10,77,83,671	1,63,46,924	-	12,41,30,595	3,92,01,450	93,09,795	10,308	4,85,21,553	7,56,09,042	6,85,82,221
14	Vehicles	39,66,988	18,05,849	-	57,72,837	18,53,710	5,77,284	2,07,508	26,38,502	31,34,335	21,13,278
15	Library Books & Scientific Journals	23,66,40,581	17,02,210	-	23,83,42,791	23,36,21,039	2,38,34,279	-	25,74,55,318	(1,91,12,527)	30,19,542
16	Small Value Assets	26,83,712	1,02,153	-	27,85,865	26,83,712	1,02,153	-	27,85,865	-	-
	Total (A)	279,65,10,976	8,69,75,177	1,30,02,218	287,04,83,935	106,46,99,090	17,45,32,121	43,62,549	124,35,93,760	162,68,90,175	173,18,11,886
17	CAPITAL WORK-IN-PROGRESS (B)	56,99,67,394	95,18,89,440	38,16,384	151,80,40,450	-	-	-	-	151,80,40,450	56,99,67,394
	INTANGIBLE ASSETS										
18	Computer Software	34,65,926	5,30,459	-	39,96,385	16,39,211	15,98,554	-	32,37,765	7,58,620	18,26,715
19	E-Journals/E-Books	18,12,12,256	4,45,33,393	-	22,57,45,649	12,53,71,941	9,02,98,260	-	21,56,70,201	1,00,75,448	5,58,40,315
20	Patents	4,06,903	1,00,301	-	5,07,204	-	-	-	-	5,07,204	4,06,903
	Total (C)	18,50,85,085	4,51,64,153	-	23,02,49,238	12,70,11,152	9,18,96,814	-	21,89,07,966	1,13,41,272	5,80,73,933
	Grand Total (A+B+C)	355,15,63,455	108,40,28,770	1,68,18,602	461,87,73,623	119,17,10,242	26,64,28,935	43,62,549	146,25,01,726	315,62,71,897	235,98,53,213



(D. Govinda Rao)
Deputy Registrar (F&A)



(Joydeep Sii)
Registrar

**SEPARATE SHEET FOR SCHEDULE - 4
(Schedule Forming Part of Balance Sheet as at 31st March, 2016)**

Sl No.	Assets Heads	Gross Block				Depreciation For The Year 2015- 2016				Net Block	
		Opening Balance As On 01.04.2015	Additions	Deductions	Closing Balance	Dep. Opening Balance	Dep. For The Year	Deductions/ Adjustment	Total Depreciation	31.03.2016	31.03.2015
I	Tangible Assets										
1	LAND										
A	At Haringhata, Mohanpur	1	-	-	1	-	-	-	-	1	1
B	At City Centre, Salt Lake	60,000	-	-	60,000	-	-	-	-	60,000	60,000
	Sub Total (1)	60,001	-	-	60,001	-	-	-	-	60,001	60,001
2	SITE DEVELOPMENT										
A	Culvert At Parking Entry & Cable Trench	40,85,936	-	-	40,85,936	-	-	-	-	40,85,936	40,85,936
B	Masonry Trench For Cable From Ess- I To Dg Set	10,55,387	-	-	10,55,387	-	-	-	-	10,55,387	10,55,387
C	Ms Chequered Plate	4,15,298	-	-	4,15,298	-	-	-	-	4,15,298	4,15,298
D	Providing & Fixing Granite To Rotaries	7,56,208	-	-	7,56,208	-	-	-	-	7,56,208	7,56,208
E	Soil Investigation Work	1,98,937	-	-	1,98,937	-	-	-	-	1,98,937	1,98,937
F	Play Ground	-	32,000	-	32,000	-	-	-	-	32,000	-
G	Pond	-	4,37,124	-	4,37,124	-	-	-	-	4,37,124	-
	Sub Total (2)	65,11,766	4,69,124	-	69,80,890	-	-	-	-	69,80,890	65,11,766
3	BUILDINGS:										
I.	On Freehold Buildings:										
A	Boundary Wall- Main Campus	4,09,52,117	-	-	4,09,52,117	2,42,81,753	8,19,042	-	2,51,00,795	1,58,51,322	1,66,70,364
B	Seismological Laboratory	13,02,640	-	-	13,02,640	4,72,858	26,053	-	4,98,911	8,03,729	8,29,782
C	Behaviour And Ecology Field	20,12,330	-	-	20,12,330	6,74,385	40,247	-	7,14,632	12,97,698	13,37,945
D	Engg. Estate And Pr Office	20,53,630	-	-	20,53,630	6,87,379	41,073	-	7,28,452	13,25,178	13,66,251
E	Basketball Court	8,86,834	-	-	8,86,834	2,70,056	17,737	-	2,87,793	5,99,041	6,16,778
F	Building- Library	4,59,526	-	-	4,59,526	1,15,937	9,191	-	1,25,128	3,34,398	3,43,589
G	Climate Change Centre	19,49,202	-	-	19,49,202	5,16,538	38,984	-	5,55,522	13,93,680	14,32,664
H	Material Science Centre Lab.	22,59,164	-	-	22,59,164	5,20,424	45,183	-	5,65,607	16,93,557	17,38,740
I	Polymer Science Lab.	23,15,807	-	-	23,15,807	5,45,031	46,316	-	5,91,347	17,24,460	17,70,776
J	Guest House Cum Liasion Office	3,18,39,300	-	-	3,18,39,300	52,89,420	6,36,786	-	59,26,206	2,59,13,094	2,65,49,880
K	Bldg. Adjacent To Engg. Office	3,25,925	-	-	3,25,925	54,430	6,519	-	60,949	2,64,977	2,71,495
L	Electrical Meter Room	1,79,504	-	-	1,79,504	29,977	3,590	-	33,567	1,45,937	1,49,527
M	Road From Gate No. 2 To Gate No. 3	4,62,872	-	-	4,62,872	99,980	9,257	-	1,09,237	3,53,635	3,62,892



(D. Govinda Rao)
Deputy Registrar (F&A)



(Joydeep Sil)
Registrar

SEPARATE SHEET FOR SCHEDULE - 4 (Contd...)
(Schedule Forming Part of Balance Sheet as at 31st March, 2016)

(Amount in ₹)

SI No.	Assets Heads	Gross Block			Depreciation For The Year 2015- 2016			Net Block			
		Opening Balance As On 01.04.2015	Additions	Deductions	Closing Balance	Dep. Opening Balance	Dep. For The Year	Deductions / Adjustment	Total Depreciation	31.03.2016	31.03.2015
N	Road From Gate No. 3 To Gate No. 4	6,50,460	-	-	6,50,460	1,40,499	13,009	-	1,53,508	4,96,952	5,09,961
O	Road (Material Science to Engg. Estate & PR. Office)	2,49,299	-	-	2,49,299	53,849	4,986	-	58,835	1,90,464	1,95,450
P	Security Room Beside Ccc Lab	1,46,029	-	-	1,46,029	31,542	2,921	-	34,463	1,11,566	1,14,487
Q	Pre-Fab Building	6,29,16,838	-	-	6,29,16,838	1,33,40,448	12,58,337	-	1,45,98,785	4,83,18,053	4,95,76,390
R	Electrical Sub-Station I	2,34,90,335	3,21,099	-	2,38,11,434	38,05,742	4,76,229	-	42,81,971	1,95,29,463	1,96,84,593
S.	Boundary Wall At Northern (Cpvd)	2,96,00,325	-	-	2,96,00,325	2,98,436	5,92,007	-	8,90,443	2,87,09,883	2,93,01,889
T.	Cycle Stand	44,955	-	-	44,955	202	899	-	1,101	43,854	44,753
U.	Electrical Sub-Station II	83,96,195	-	-	83,96,195	1,03,974	1,67,924	-	2,71,898	81,24,297	82,92,221
V.	G1 & G2 Hostel And Dinning Block	64,63,35,880	-	-	64,63,35,880	1,13,68,429	1,29,26,718	-	2,42,95,147	62,20,40,733	63,49,67,451
W.	Lecture Hall Complex	5,30,51,271	-	-	5,30,51,271	1,82,563	10,61,025	-	12,43,588	5,18,07,683	5,28,68,708
X.	Gate Complex	48,59,446	-	-	48,59,446	48,728	97,189	-	1,45,917	47,13,529	48,10,718
Y	Building Refreshment Area	-	3,97,000	-	3,97,000	-	7,940	-	7,940	3,89,060	-
Z	Director's Banglow	-	4,55,831	-	4,55,831	-	9,117	-	9,117	4,46,714	-
	Sub Total (31)	91,67,39,884	11,73,930	-	91,79,13,814	6,29,32,580	1,83,58,276	-	8,12,90,856	83,66,22,958	85,38,07,304
II.	On Leasehold Buildings:										
A	5/B Type Quarter No. 5	6,66,094	-	-	6,66,094	94,919	13,322	-	1,08,241	5,57,853	5,71,175
B	7/B Type Quarter No. 7	6,06,469	-	-	6,06,469	1,01,279	12,129	-	1,13,408	4,93,061	5,05,190
C	13/C Type Quarter No. 13	4,76,009	-	-	4,76,009	67,320	9,520	-	76,840	3,99,169	4,08,689
D	8 Nos. Quarter	1,09,00,200	-	-	1,09,00,200	34,22,663	2,18,004	-	36,40,667	72,59,533	74,77,537
E	Annex Canteen Building	32,21,251	-	-	32,21,251	19,58,520	64,425	-	20,22,945	11,98,306	12,62,731
F	A.p.c. Roy Boys Hostel	2,27,33,414	-	-	2,27,33,414	71,08,925	4,54,668	-	75,63,593	1,51,69,821	1,56,24,489
G	Approach Road For The Auditorium	5,30,298	-	-	5,30,298	1,40,529	10,606	-	1,51,135	3,79,163	3,89,769
H	Auditorium	85,18,026	-	-	85,18,026	18,74,909	1,70,361	-	20,45,270	64,72,756	66,43,117
I	Audit & Meeting Room	6,87,191	-	-	6,87,191	1,85,126	13,744	-	1,98,870	4,88,321	5,02,065
J	Boundary Wall Ladies Hostel	10,54,542	-	-	10,54,542	3,82,798	21,091	-	4,03,889	6,50,653	6,71,744
K	Boundary Wall - Others	5,90,781	-	-	5,90,781	1,32,925	11,816	-	1,44,741	4,46,040	4,57,856
L	B Type Quarter	17,48,139	-	-	17,48,139	3,45,835	34,963	-	3,80,798	13,67,341	14,02,304
M	Canteen Building	8,94,982	-	-	8,94,982	3,24,878	17,900	-	3,42,778	5,52,204	5,70,104
N	C.v. Raman Building	2,10,52,673	-	-	2,10,52,673	1,26,90,847	4,21,053	-	1,31,11,900	79,40,773	83,61,826
O	Cycle Shed	6,12,400	7,54,100	-	13,66,500	2,02,182	27,330	-	2,29,512	11,36,988	4,10,218



(D. Govinda Rao)
Deputy Registrar (F&A)



(Joydeep Sil)
Registrar

**SEPARATE SHEET FOR SCHEDULE - 4 (Contd...)
(Schedule Forming Part of Balance Sheet as at 31st March, 2016)**

(Amount in ₹)

Sl No.	Assets Heads	Gross Block			Depreciation For The Year 2015- 2016			Net Block		
		Opening Balance As On 01.04.2015	Additions	Deductions	Closing Balance	Dep. For The Year	Deductions / Adjustment	Total Depreciation	31.03.2016	31.03.2015
P	Gifs Building	45,25,855	-	-	45,25,855	90,517	-	21,62,403	23,63,452	24,53,969
Q	Gowala Quarter	1,21,22,090	-	-	1,21,22,090	2,42,442	-	19,13,978	1,02,08,112	1,04,50,554
R	Guest House - I	93,539	-	-	93,539	1,871	-	17,492	76,047	77,918
S.	Hut (Besides J.c. Bose Building)	3,49,924	-	-	3,49,924	6,998	-	1,38,256	2,11,668	2,18,666
T.	Idd Trainee Quarters	4,97,014	-	-	4,97,014	9,940	-	1,05,119	3,91,895	4,01,835
U.	J.c. Bose Building	3,38,45,532	-	-	3,38,45,532	6,76,911	-	2,09,88,251	1,28,57,281	1,35,34,192
V.	Lel Building	28,80,473	-	-	28,80,473	57,609	-	13,45,323	15,35,150	15,92,759
W.	Lilavati Girls Hostel	31,00,510	-	-	31,00,510	62,010	-	9,49,260	21,51,250	22,13,260
X.	Marie Curie Ladies Hostel	14,02,858	-	-	14,02,858	28,057	-	2,41,718	11,61,140	11,89,197
Y	Mts Building	16,60,576	-	-	16,60,576	33,212	-	6,36,002	10,24,574	10,57,786
Z	Nd Type Quarter	1,74,31,393	-	-	1,74,31,393	3,48,628	-	50,33,758	1,23,97,635	1,27,46,263
AA	Road Gate No. 2	42,39,000	-	-	42,39,000	84,780	-	22,46,670	19,92,330	20,77,110
AB	Seismic Field Station At Bakreswar	30,500	-	-	30,500	610	-	8,693	21,807	22,417
AC	Single Storied Gr. Floor Lab Bldg.	24,74,353	-	-	24,74,353	49,487	-	13,11,406	11,62,947	12,12,434
AD	S. N. Bose Boys Hostel	38,69,530	-	-	38,69,530	77,391	-	8,18,406	30,51,124	31,28,515
AE	S. N. Bose Canteen	1,18,310	-	-	1,18,310	2,366	-	39,515	78,795	81,161
AF	Transformer Room / Accounts Sec.	3,96,978	-	-	3,96,978	7,940	-	1,67,176	2,29,802	2,37,742
AG	Vip Guest House, Bud School	2,80,935	-	-	2,80,935	5,619	-	59,418	2,21,517	2,27,136
AH	Birla Building	2,02,201	-	-	2,02,201	4,044	-	47,719	1,54,482	1,58,526
AI	Haringhata Diary Plant- Canteen Hall	14,54,899	-	-	14,54,899	29,098	-	3,43,356	11,11,543	11,40,641
AJ	Car Parking Shed	2,20,737	-	-	2,20,737	919	-	5,334	2,15,403	2,19,818
AK	Road(Bituminous Road Through The Haringhata Farm)	48,44,775	9,66,598	-	58,11,373	1,16,227	-	1,75,553	56,35,820	47,85,449
	Sub Total (3ii)	17,03,34,451	17,20,698	-	17,20,55,149	34,41,103	-	6,92,89,392	10,27,65,757	10,44,86,162
	Total (3i + 3ii)	108,70,74,335	28,94,628	-	108,99,68,963	12,87,80,869	-	15,05,80,248	93,93,88,715	95,82,93,466
4	ROADS & BRIDGES									
A	Connecting Road to Pre-Fab	37,36,752	-	-	37,36,752	74,735	-	1,18,348	36,18,404	36,93,139
B	Ext. Drainage Surrounding Cc. Roads	1,98,00,000	-	-	1,98,00,000	3,96,000	-	4,81,710	1,93,18,290	1,97,14,290
C	Road	2,53,12,167	-	-	2,53,12,167	5,06,243	-	1,10,02,364	1,43,09,803	1,48,16,046
	Sub Total	4,88,48,919	-	-	4,88,48,919	9,76,978	-	1,16,02,422	3,72,46,497	3,82,23,475



(D. Govinda Rao)
Deputy Registrar (F&A)



(Joydeep Sii)
Registrar

SEPARATE SHEET FOR SCHEDULE - 4 (Contd...)
(Schedule Forming Part of Balance Sheet as at 31st March, 2016)

(Amount in ₹)

Sl No.	Assets Heads	Gross Block			Depreciation For The Year 2015- 2016			Net Block			
		Opening Balance As On 01.04.2015	Additions	Deductions	Closing Balance	Dep. For The Year	Deductions/ Adjustment	Total Depreciation	31.03.2016	31.03.2015	
5	TUBE WELL & WATER SUPPLY										
A	Softwater Pipe Line From Ug Tank To Hvac At Ess-1	5,87,785	-	-	5,87,785	3,892	11,756	-	15,648	5,72,137	5,83,893
B	Well & Water Supply	6,48,107	-	-	6,48,107	1,28,621	12,962	-	1,41,583	5,06,524	5,19,486
	Sub Total	12,35,892	-	-	12,35,892	1,32,513	24,718	-	1,57,231	10,78,661	11,03,379
6	SEWERAGE & DRAINAGE										
A	CC Drain From RD03B to Cannal	30,18,000	-	-	30,18,000	7,111	60,360	-	67,471	29,50,529	30,10,889
	Sub Total (6)	30,18,000	-	-	30,18,000	7,111	60,360	-	67,471	29,50,529	30,10,889
7	ELECTRIC INSTALLATIONS & EQUIPMENT	1,00,06,275	5,65,376	-	1,05,71,651	56,07,554	5,28,583	-	61,36,137	44,35,514	43,98,721
8	SCIENTIFIC & LABORATORY EQUIPMENT										
A	Laboratory Equipment	19,47,55,322	-	-	19,47,55,322	19,39,83,584	1,55,80,426	-	20,95,64,010	(1,48,08,688)	7,71,738
B	Biology	16,31,65,795	1,57,17,382	-	17,88,83,177	6,12,91,335	1,43,10,654	-	7,56,01,989	10,32,81,188	10,18,74,460
C	Chemistry	29,38,04,617	61,57,911	1,30,02,218	28,69,60,310	10,09,19,702	2,29,56,825	7,21,000	12,45,97,527	16,23,62,783	19,28,84,915
D	Earth Science	16,36,65,403	10,90,361	-	16,47,55,764	4,89,78,975	1,31,80,461	-	6,21,59,436	10,25,96,328	11,46,86,428
E	Mathematics	32,23,448	59,500	-	32,82,948	7,45,127	2,62,636	-	10,07,763	22,75,185	24,78,321
F	Physics	31,90,08,062	1,26,74,341	-	33,16,82,403	13,60,44,454	2,65,34,592	-	16,25,79,046	16,91,03,357	18,29,63,608
G	Single Molecule Microscopy	3,22,42,748	-	-	3,22,42,748	1,45,80,043	25,79,420	-	1,71,59,463	1,50,83,285	1,76,62,705
H	Laboratory Equipment (Transferred From Project)	89,19,398	1,34,41,427	-	2,23,60,825	35,09,783	17,88,866	34,04,853	87,03,502	1,36,57,323	54,09,615
	Sub Total (8)	117,87,84,793	4,91,40,922	1,30,02,218	121,49,23,497	56,00,53,003	9,71,93,880	41,25,853	66,13,72,736	55,35,50,761	61,87,31,790
9	OFFICE EQUIPMENT	3,51,21,747	20,31,002	-	3,71,52,749	2,34,09,534	27,86,456	-	2,61,95,990	1,09,56,759	1,17,12,213
10	COMPUTER & PERIPHERALS										
A	COMPUTER & PERIPHERALS	6,41,63,216	1,09,15,677	-	7,50,78,893	4,88,03,340	1,50,15,779	-	6,38,19,119	1,12,59,774	1,53,59,876
B	COMPUTER & PERIPHERALS (Transferred from Project)	12,08,599	94,400	-	13,02,999	9,92,236	2,60,600	18,880	12,71,716	31,283	2,16,363
C	Networking system	94,02,481	9,06,912	-	1,03,09,393	89,27,575	20,61,879	-	1,09,89,454	(6,80,061)	4,74,906
	Sub Total (10)	7,47,74,296	1,19,16,989	-	8,66,91,285	5,87,23,151	1,73,38,257	18,880	7,60,80,288	1,06,10,997	1,60,51,145
11	FURNITURE, FIXTURES & FITTINGS										
A	Furniture, Fixtures	4,31,63,890	78,06,450	-	5,09,70,340	2,49,80,168	38,22,776	-	2,88,02,944	2,21,67,397	1,81,83,722
	Furniture, Fixtures (Transferred From Corpus Fund)	-	33,740	-	33,740	-	2,531	10,308	12,839	20,902	-
B	Guest House	9,38,550	4,84,872	-	14,23,422	3,09,129	1,06,757	-	4,15,886	10,07,536	6,29,421
C	Hostel	1,63,47,490	51,12,500	-	2,14,59,990	31,24,215	16,09,499	-	47,33,714	1,67,26,276	1,32,23,275



(D. Govinda Rao)
Deputy Registrar (F&A)



(Joydeep Sii)
Registrar

SEPARATE SHEET FOR SCHEDULE - 4 (Contd...)
(Schedule Forming Part of Balance Sheet as at 31st March, 2016)

Sl No.	Assets Heads	Gross Block			Depreciation For The Year 2015- 2016			Net Block			
		Opening Balance As On 01.04.2015	Additions	Deductions	Closing Balance	Dep. Opening Balance	Dep. For The Year	Deductions/ Adjustment	Total Depreciation	31.03.2016	31.03.2015
D	Laboratory	1,96,87,820	-	-	1,96,87,820	53,86,084	14,76,587	-	68,62,671	1,28,25,150	1,43,01,736
E	Library	3,71,794	4,35,152	-	8,06,946	41,465	60,521	-	1,01,986	7,04,960	3,30,329
F	Medical Unit	35,075	-	-	35,075	12,485	2,631	-	15,116	19,959	22,590
G	Office	2,72,39,052	24,74,210	-	2,97,13,262	53,47,904	22,28,495	-	75,76,399	2,21,36,863	2,18,91,148
	Sub Total (11)	10,77,83,671	1,63,46,924	-	12,41,30,595	3,92,01,450	93,09,795	10,308	4,85,21,553	7,56,09,042	6,85,82,221
12	VEHICLES										
A	Vehicles	39,66,988	-	-	39,66,988	18,53,710	3,96,699	-	22,50,409	17,16,579	21,13,278
B	Vehicle (Transferred From ISERK Corpus Fund)	-	18,05,849	-	18,05,849	-	1,80,585	2,07,508	3,88,093	14,17,756	-
	Sub Total (12)	39,66,988	18,05,849	-	57,72,837	18,53,710	5,77,284	2,07,508	26,38,502	31,34,335	21,13,278
13	LIBRARY BOOKS & SCIENTIFIC JOURNALS										
A	Library Books	20,06,06,738	16,61,927	-	20,22,68,665	19,77,88,434	2,02,26,867	-	21,80,15,301	(1,57,46,636)	28,18,304
B	Journals	3,60,33,843	40,283	-	3,60,74,126	3,58,32,605	36,07,413	-	3,94,40,018	(33,65,892)	2,01,238
	Sub Total (13)	23,66,40,581	17,02,210	-	23,83,42,791	23,36,21,039	2,38,34,279	-	25,74,55,318	(1,91,12,527)	30,19,542
14	SMALL VALUE ASSETS										
A	Kitchen And Utencils	2,04,570	-	-	2,04,570	2,04,570	-	-	2,04,570	-	-
B	Assets Costing Rs. 10000	23,19,970	-	-	23,19,970	23,19,970	-	-	23,19,970	-	-
C	Assets Costing Rs. 2000	1,59,172	1,02,153	-	2,61,325	1,59,172	1,02,153	-	2,61,325	-	-
	Sub Total (14)	26,83,712	1,02,153	-	27,85,865	26,83,712	1,02,153	-	27,85,865	-	-
	Total (I)	279,65,10,976	8,69,75,177	1,30,02,218	287,04,83,935	106,46,99,090	17,45,32,121	43,62,549	124,35,93,760	162,68,90,175	173,18,11,886
15	CAPITAL WORK-IN-PROGRESS										
i	Capital Work-in-Progress For Construction										
	Building Main Campus	52,93,48,666	92,55,59,443	-	145,49,08,109	-	-	-	-	145,49,08,109	52,93,48,666
	Building City Office	-	-	-	-	-	-	-	-	-	-
	Campus Development	-	-	-	-	-	-	-	-	-	-
	Tube Well & W. Supply	54,047	-	-	54,047	-	-	-	-	54,047	54,047
	For other payment	80,972	5,24,999	-	6,05,971	-	-	-	-	6,05,971	80,972
	Sub Total (15i)	52,94,83,685	92,60,84,442	-	145,55,68,127	-	-	-	-	145,55,68,127	52,94,83,685
ii	Capital Work-in-Progress For Architect Fees										
	Architect Fees	3,62,05,727	1,05,69,945	-	4,67,75,672	-	-	-	-	4,67,75,672	3,62,05,727
	/Architect Ta/Da	4,61,598	-	-	4,61,598	-	-	-	-	4,61,598	4,61,598
	Sub Total (15ii)	3,66,67,325	1,05,69,945	-	4,72,37,270	-	-	-	-	4,72,37,270	3,66,67,325



(D. Govinda Rao)
Deputy Registrar (F&A)



(Joydeep Sil)
Registrar

SEPARATE SHEET FOR SCHEDULE - 4 (Contd....)
(Schedule Forming Part of Balance Sheet as at 31st March, 2016)

(Amount in ₹)

Sl No.	Assets Heads	Gross Block				Depreciation For The Year 2015- 2016			Net Block	
		Opening Balance As On 01.04.2015	Additions	Deductions	Closing Balance	Dep. Opening Balance	Dep. For The Year	Deductions / Adjustment	31.03.2016	31.03.2015
iii	Capital Work-in-Progress For Furniture & Fixtures/Equipment									
	Fur. & Fix- Office Equipment	38,16,384	22,32,835 1,30,02,218	38,16,384	22,32,835 1,30,02,218	-	-	-	22,32,835 1,30,02,218	38,16,384
	Sub Total (15iii)	38,16,384	1,52,35,053	38,16,384	1,52,35,053	-	-	-	1,52,35,053	38,16,384
	Total 15 (i + ii + iii)	56,99,67,394	95,18,89,440	38,16,384	1,51,80,40,450	-	-	-	1,51,80,40,450	56,99,67,394
ii	Intangible Assets									
16	COMPUTER SOFTWARE	34,65,926	5,30,459	-	39,96,385	16,39,211	15,98,554	-	7,58,620	18,26,715
17	E-JOURNALS/E-BOOKS									
	E-Books	91,06,159	15,73,970	-	1,06,80,129	81,37,727	42,72,052	-	(17,29,650)	9,68,432
	E-Journals	17,21,06,097	4,29,59,423	-	21,50,65,520	11,72,34,214	8,60,26,208	-	20,32,60,422	5,48,71,883
	Sub Total (17)	18,12,12,256	4,45,33,393	-	22,57,45,649	12,53,71,941	9,02,98,260	-	21,56,70,201	5,58,40,315
18	PATENT & COPYRIGHT	4,06,903	1,00,301	-	5,07,204	-	-	-	5,07,204	4,06,903
	Total (ii)	18,50,85,085	4,51,64,153	-	23,02,49,238	12,70,11,152	9,18,96,814	-	21,89,07,966	5,80,73,933
	Grand Total (i+ii+iii)	355,15,63,455	108,40,28,770	1,68,18,602	461,87,73,623	119,17,10,242	26,64,28,935	43,62,549	315,62,71,897	235,98,53,213




(D. Govinda Rao)
Deputy Registrar (F&A)



(Joydeep Sil)
Registrar

SCHEDULE 4A - PLAN
(Schedule Forming Part of Balance Sheet as at 31st March, 2016)

Sl No.	Assets Heads	Gross Block				Depreciation For The Year 2015 - 2016			Net Block		
		Opening Balance As On 01.04.2015	Additions	Deductions	Closing Balance	Dep. Opening Balance	Dep. For The Year	Deductions / Adjustment	Total Depreciation	31.03.2016	31.03.2015
1	LAND	60,001	-	-	60,001	-	-	-	-	60,001	60,001
2	SITE DEVELOPMENT	65,11,766	4,69,124	-	69,80,890	-	-	-	-	69,80,890	65,11,766
3	BUILDINGS	108,70,74,335	28,94,628	-	108,99,68,963	12,87,80,869	2,17,99,379	-	15,05,80,248	93,93,88,715	95,82,93,466
4	ROADS & BRIDGES	4,88,48,919	-	-	4,88,48,919	1,06,25,444	9,76,978	-	1,16,02,422	3,72,46,497	3,82,23,475
5	TURBOWELLS & WATER SUPPLY	12,35,892	-	-	12,35,892	1,32,513	24,718	-	1,57,231	10,78,661	11,03,379
6	SEWERAGE & DRAINAGE	30,18,000	-	-	30,18,000	7,111	60,360	-	67,471	29,50,529	30,10,889
7	ELECTRIC INSTALLATIONS & EQUIPMENT	1,00,06,275	5,65,376	-	1,05,71,651	56,07,554	5,28,583	-	61,36,137	44,35,514	43,98,721
8	PLANT & MACHINERY	-	-	-	-	-	-	-	-	-	-
9	SCIENTIFIC & LABORATORY EQUIPMENT	116,98,65,395	3,56,99,495	1,30,02,218	119,25,62,672	55,65,43,220	9,54,05,014	7,21,000	65,26,69,234	53,98,93,438	61,33,22,175
10	OFFICE EQUIPMENT	3,51,21,747	20,31,002	-	3,71,52,749	2,34,09,534	27,86,456	-	2,61,95,990	1,09,56,759	1,17,12,213
11	AUDIO VISUAL EQUIPMENT	-	-	-	-	-	-	-	-	-	-
12	COMPUTER & PERIPHERALS	7,35,65,697	1,18,22,589	-	8,53,88,286	5,77,30,915	1,70,77,657	-	7,48,08,572	1,05,79,714	1,58,34,782
13	FURNITURE, FIXTURES & FITTINGS	10,77,83,671	1,63,13,184	-	12,40,96,855	3,92,01,450	93,07,264	-	4,85,08,714	7,55,88,141	6,85,82,221
14	VEHICLES	39,66,988	-	-	39,66,988	18,53,710	3,96,699	-	22,50,409	17,16,579	21,13,278
15	LIBRARY BOOKS & SCIENTIFIC JOURNALS	23,66,40,581	17,02,210	-	23,83,42,791	23,36,21,039	2,38,34,279	-	25,74,55,318	(1,91,12,527)	30,19,542
16	SMALL VALUE ASSETS	26,83,712	1,02,153	-	27,85,865	26,83,712	1,02,153	-	27,85,865	-	-
17	TOTAL (A)	278,63,82,979	7,15,99,761	1,30,02,218	284,49,80,522	106,01,97,071	17,22,99,540	7,21,000	123,32,17,611	161,17,62,911	172,61,85,908
	CAPITAL WORK-IN-PROGRESS (B)	56,99,67,394	95,18,89,440	38,16,384	151,80,40,450	-	-	-	-	151,80,40,450	56,99,67,394
Sl. No.	Intangible Assets	Opening Balance as on 01.04.2015	Additions	Deductions	Closing Balance	Dep. Opening Balance	Amortization for the year	Deductions / Adjustment	Total Amortization Adjustments	31.03.2016	31.03.2015
18	Computer Software	34,65,926	5,30,459	-	39,96,385	16,39,211	15,98,554	-	32,37,765	7,58,620	18,26,715
19	E-Journals/E-Books	18,12,12,256	4,45,33,393	-	22,57,45,649	12,53,71,941	9,02,98,260	-	21,56,70,201	1,00,75,448	5,58,40,315
20	Patents	4,06,903	1,00,301	-	5,07,204	-	-	-	-	5,07,204	4,06,903
	Total (C)	18,50,85,085	4,51,64,153	-	23,02,49,238	12,70,11,152	9,18,96,814	-	21,89,07,966	1,13,41,272	5,80,79,993
	Grand Total (A+B+C)	354,14,35,458	106,86,53,354	1,68,18,602	459,32,70,210	118,72,08,223	26,41,96,354	7,21,000	145,21,25,577	314,11,44,633	235,42,27,235


(Joydeep Sii)
Registrar


(D. Govinda Rao)
Deputy Registrar (F&A)

SCHEDULE 4B - NON-PLAN
(Schedule Forming Part of Balance Sheet as at 31st March, 2016)

Sl No.	Assets Heads	Gross Block			Depreciation For The Year 2015-2016			Net Block			
		Opening Balance As On 01.04.2015	Additions	Deductions	Closing Balance	Dep. Opening Balance	Dep. For The Year	Deductions / Adjustment	Total Depreciation	31.03.2016	31.03.2015
1	LAND	-	-	-	-	-	-	-	-	-	-
2	SITE DEVELOPMENT	-	-	-	-	-	-	-	-	-	-
3	BUILDINGS	-	-	-	-	-	-	-	-	-	-
4	ROADS & BRIDGES	-	-	-	-	-	-	-	-	-	-
5	TUBWELLS & WATER SUPPLY	-	-	-	-	-	-	-	-	-	-
6	SEWERAGE & DRAINAGE	-	-	-	-	-	-	-	-	-	-
7	ELECTRIC INSTALLATIONS & EQUIPMENT	-	-	-	-	-	-	-	-	-	-
8	PLANT & MACHINERY	-	-	-	-	-	-	-	-	-	-
9	SCIENTIFIC & LABORATORY EQUIPMENT	-	-	-	-	-	-	-	-	-	-
10	OFFICE EQUIPMENT	-	-	-	-	-	-	-	-	-	-
11	AUDIO VISUAL EQUIPMENT	-	-	-	-	-	-	-	-	-	-
12	COMPUTER & PERIPHERALS	-	-	-	-	-	-	-	-	-	-
13	FURNITURE, FIXTURES & FITTINGS	-	-	-	-	-	-	-	-	-	-
14	VEHICLES	-	-	-	-	-	-	-	-	-	-
15	LIBRARY BOOKS & SCIENTIFIC JOURNALS	-	-	-	-	-	-	-	-	-	-
16	SMALL VALUE ASSETS	-	-	-	-	-	-	-	-	-	-
17	TOTAL (A)	-	-	-	-	-	-	-	-	-	-
	CAPITAL WORK-IN-PROGRESS (B)	-	-	-	-	-	-	-	-	-	-
SI. No.	Intangible Assets	Opening Balance as on 01.04.2015	Additions	Deductions	Closing Balance	Dep. Opening Balance	Amortization for the year	Deductions / Adjustment	Total Amortization Adjustments	31.03.2016	31.03.2015
18	Computer Software	-	-	-	-	-	-	-	-	-	-
19	E-Journals/E-Books	-	-	-	-	-	-	-	-	-	-
20	Patents	-	-	-	-	-	-	-	-	-	-
	Total (C)	-	-	-	-	-	-	-	-	-	-
	Grand Total (A+B+C)	-	-	-	-	-	-	-	-	-	-



(D. Govinda Rao)
Deputy Registrar (F&A)


(Joydeep Sil)
Registrar

SCHEDULE 4C - INTANGIBLE ASSETS
(Schedule Forming Part of Balance Sheet as at 31st March, 2016)

(Amount in ₹)

Sl. No.	Intangible Assets	Opening Balance as on 01.04.2015	Additions	Deductions	Closing Balance	Dep. Opening Balance	Amortization for the year	Deductions / Adjustment	Total Amortization Adjustments	31.03.2016	31.03.2015
1	Computer Software	34,65,926	5,30,459	-	39,96,385	16,39,211	15,98,554	-	32,37,765	7,58,620	18,26,715
2	E-Journals/E-Books	18,12,12,256	4,45,33,393	-	22,57,45,649	12,53,71,941	9,02,98,260	-	21,56,70,201	1,00,75,448	5,58,40,315
3	Patents	4,06,903	1,00,301	-	5,07,204	-	-	-	-	5,07,204	4,06,903
	Total	18,50,85,085	4,51,64,153	-	23,02,49,238	12,70,11,152	9,18,96,814	-	21,89,07,966	1,13,41,272	5,80,73,933


(Joydeep Sil)
Registrar



(D. Govinda Rao)
Deputy Registrar (F&A)

SCHEDULE 4C (i) - PATENTS AND COPYRIGHTS
(Schedule Forming Part of Balance Sheet as at 31st March, 2016)

(Amount in ₹)

Sl. No.	Intangible Assets	Opening Balance	Addition	Gross	Amortization	Net Block 2015- 2016	Net Block 2014- 2015
A. Patents Granted							
1.	Balance as on 31.03.2016 of Patents obtained in 2008-09 (Original Value - Rs...../-)	-	-	-	-	-	-
2.	Balance as on 31.03.2016 of Patents obtained in 2010-11 (Original Value - Rs...../-)	-	-	-	-	-	-
3.	Balance as on 31.03.2016 of Patents obtained in 2012-13 (Original Value - Rs...../-)	-	-	-	-	-	-
4.	Balance as on 31.03.2016 of Patents obtained in 2013-14 (Original Value - Rs...../-)	-	-	-	-	-	-
5.	Balance as on 31.03.2016 of Patents obtained in 2014-15 (Original Value - Rs...../-)	-	-	-	-	-	-
6.	Patents granted during the Current Year	-	-	-	-	-	-
	Total						

Sl. No.	Particulars	Opening Balance	Addition	Gross	Patents Granted / Rejected	Net Block 2015- 2016	Net Block 2014- 2015
B. Patents Pending in respect of Patents applied for							
1.	Expenditure incurred during 2009-10 to 2011-12	-	-	-	-	-	-
2.	Expenditure incurred during 2012-13	-	-	-	-	-	-
3.	Expenditure incurred during 2013-14	1,74,500	-	1,74,500	-	1,74,500	1,74,500
4.	Expenditure incurred during 2014-15	2,32,403	-	2,32,403	-	2,32,403	2,32,403
5.	Expenditure incurred during 2015-16	-	1,00,301	1,00,301	-	1,00,301	-
	Total	4,06,903	1,00,301	5,07,204	-	5,07,204	4,06,903
	Grand Total (A + B)	4,06,903	1,00,301	5,07,204	-	5,07,204	4,06,903



(D. Govinda Rao)
Deputy Registrar (F&A)



(Joydeep Sil)
Registrar

SCHEDULE 4D - OTHERS
(Schedule Forming Part of Balance Sheet as at 31st March, 2016)

Sl No.	Assets Heads	Gross Block			Depreciation For The Year 2015- 2016			Net Block			
		Opening Balance As On 01.04.2015	Additions	Deductions	Closing Balance	Dep. Opening Balance	Dep. For The Year	Deductions / Adjustment	Total Depreciation	31.03.2016	1.03.2015
1	LAND	-	-	-	-	-	-	-	-	-	-
2	SITE DEVELOPMENT	-	-	-	-	-	-	-	-	-	-
3	BUILDINGS	-	-	-	-	-	-	-	-	-	-
4	ROADS & BRIDGES	-	-	-	-	-	-	-	-	-	-
5	TUBWELLS & WATER SUPPLY	-	-	-	-	-	-	-	-	-	-
6	SEWERAGE & DRAINAGE	-	-	-	-	-	-	-	-	-	-
7	ELECTRIC INSTALLATIONS & EQUIPMENT	-	-	-	-	-	-	-	-	-	-
8	PLANT & MACHINERY	-	-	-	-	-	-	-	-	-	-
9	SCIENTIFIC & LABORATORY EQUIPMENT	89,19,398	1,34,41,427	-	2,23,60,825	35,09,783	17,88,866	34,04,853	87,03,502	1,36,57,323	54,09,615
10	OFFICE EQUIPMENT	-	-	-	-	-	-	-	-	-	-
11	AUDIO VISUAL EQUIPMENT	-	-	-	-	-	-	-	-	-	-
12	COMPUTER & PERIPHERALS	12,08,599	94,400	-	13,02,999	9,92,236	2,60,600	18,880	12,71,716	31,283	2,16,363
13	FURNITURE, FIXTURES & FITTINGS	-	33,740	-	33,740	-	2,531	10,308	12,839	20,902	-
14	VEHICLES	-	18,05,849	-	18,05,849	-	1,80,585	2,07,508	3,88,093	14,17,756	-
15	LIBRARY BOOKS & SCIENTIFIC JOURNALS	-	-	-	-	-	-	-	-	-	-
16	SMALL VALUE ASSETS	-	-	-	-	-	-	-	-	-	-
17	TOTAL (A)	1,01,27,997	1,53,75,416	-	2,55,03,413	45,02,019	22,32,581	36,41,549	1,03,76,149	1,51,27,264	56,25,978
	CAPITAL WORK-IN-PROGRESS (B)	-	-	-	-	-	-	-	-	-	-
Sl. No.	Intangible Assets	Opening Balance as on 01.04.2015	Additions	Deductions	Closing Balance	Dep. Opening Balance	Amortization for the year	Deductions / Adjustment	Total Amortization Adjustments	31.03.2016	31.03.2015
18	Computer Software	-	-	-	-	-	-	-	-	-	-
19	E-Journals/E-Books	-	-	-	-	-	-	-	-	-	-
20	Patents	-	-	-	-	-	-	-	-	-	-
	Total (C)	-	-	-	-	-	-	-	-	-	-
	Grand Total (A+B+C)	1,01,27,997	1,53,75,416	-	2,55,03,413	45,02,019	22,32,581	36,41,549	1,03,76,149	1,51,27,264	56,25,978

Note: The additions during the Year include additions from :

Gifted	-
Earmarked Funds	18,39,589
Sponsored Projects	1,35,35,827
Own Funds	-
Total	1,53,75,416



(D. Govinda Rao)
Deputy Registrar (F&A)



(Joydeep Sil)
Registrar

ADDED SCHEDULE 1 - FIXED ASSETS
(Separate Sheet for Disclosure against Assets Created out of DESIGNATED/EARMARKED/ENDOWMENT FUNDS)

(Amount in ₹)

SI No.	Assets Heads	Gross Block				Depreciation For The Year 2015- 2016			Net Block		
		Opening Balance As On 01.04.2015	Additions	Deductions	Closing Balance	Dep. Opening Balance	Dep. For The Year	Deductions /Adjustment	Total Depreciation	31.03.2016	31.03.2015
	CESSI-MHRD										
1	COMPUTER & PERIPHERALS	42,52,174	54,600	-	43,06,774	25,59,778	8,61,355	-	34,21,133	8,85,641	16,92,396
2	LIBRARY BOOKS & SCIENTIFIC JOURNALS	1,91,392	-	-	1,91,392	10,909	19,139	-	30,048	1,61,344	1,80,483
3	CESSI-CONF. SCIENCE FOR SPACE...	-	21,682	-	21,682	-	4,336	-	4,336	17,346	16,92,396
	TOTAL	44,43,566	76,282	-	45,19,848	25,70,687	8,84,830	-	34,55,517	10,64,331	18,72,879

ADDED SCHEDULE 2 - FIXED ASSETS
(Separate Sheet for Disclosure against Assets Created out of Sponsored Projects/Schemes)

(Amount in ₹)

SI No.	Assets Heads	Gross Block				Depreciation For The Year 2015- 2016			Net Block		
		Opening Balance As On 01.04.2015	Additions	Deductions	Closing Balance	Dep. Opening Balance	Dep. For The Year	Deductions / Adjustment	Total Depreciation	31.03.2016	31.03.2015
1	Scientific & Laboratory Equipment	12,26,99,580	5,01,86,027	1,34,41,427	15,94,44,180	3,24,21,283	1,27,55,534	(44,80,165)	4,06,96,652	11,87,47,528	9,02,78,297
2	Computer & Peripherals	39,29,904	13,08,353	94,400	51,43,857	22,53,115	10,28,771	(75,520)	32,06,366	19,37,491	16,76,789
3	Furniture, Fixtures & Fittings	70,818	2,82,419	-	3,53,237	10,898	26,493	-	37,391	3,15,846	59,920
4	Virtual Class Room	30,87,888	-	-	30,87,888	15,54,197	6,17,578	-	21,71,775	9,16,113	15,33,691
	Total	12,97,88,190	5,17,76,799	1,35,35,827	16,80,29,162	3,62,39,493	1,44,28,376	(45,55,685)	4,61,12,184	12,19,16,978	9,35,48,697


(D. Govinda Rao)
 Deputy Registrar (F&A)


(Joydeep Sil)
 Registrar

SCHEDULE 5 – INVESTMENTS FROM EARMARKED/ENDOWMENT FUNDS
(Schedule Forming Part of Balance Sheet as at 31st March, 2016)


(Amount in ₹)

Sl. No.	SOURCES OF FUNDS	Current Year (2015-2016)	Previous Year (2014-2015)
1	In Central Government Securities	-	-
2	In State Government Securities	-	-
3	Other approved Securities	-	-
4	Shares	-	-
5	Debentures and Bonds	-	-
6	Term Deposits with Banks	19,67,76,727	12,58,45,503
7	Others (to be specified)	-	-
	TOTAL	19,67,76,727	12,58,45,503

SCHEDULE 5(A) - INVESTMENTS FROM EARMARKED/ENDOWMENT FUNDS (FUND WISE)
(Schedule Forming Part of Balance Sheet as at 31st March, 2016)

(Amount in ₹)

Sl. No.	SOURCES OF FUNDS	Current Year (2015-2016)	Previous Year (2014-2015)
1	IISER-K Corpus Fund Investment (Term Deposit)	19,67,76,727	12,58,45,503
	TOTAL	19,67,76,727	12,58,45,503



(D. Govinda Rao)
Deputy Registrar (F&A)




(Joydeep Sil)
Registrar

SCHEDULE 6 – INVESTMENTS - OTHERS
(Schedule Forming Part of Balance Sheet as at 31st March, 2016)

(Amount in ₹)

Sl. No.	SOURCES OF FUNDS	Current Year (2015-2016)	Previous Year (2014-2015)
1	In Central Government Securities	-	-
2	In State Government Securities	-	-
3	Other approved Securities	-	-
4	Shares	-	-
5	Debentures and Bonds	-	-
6	Term Deposits with Banks	-	-
7	Others (to be specified)	-	-
	TOTAL	-	-



(D. Govinda Rao)
Deputy Registrar (F&A)




(Joydeep Sil)
Registrar

SCHEDULE 7 - CURRENT ASSETS
(Schedule Forming Part of Balance Sheet as at 31st March, 2016)

(Amount in ₹)

Sl. No.	Particulars	Current Year (2015-2016)	Previous Year (2014-2015)
1.	Stock	-	-
	a) Stores and Spares	-	-
	b) Loose Tools	-	-
	c) Publications	-	-
	d) Laboratory Chemicals, Consumables and glass ware	-	-
	e) Building Material	-	-
	f) Electrical Material	-	-
	g) Stationary	-	-
	h) Water supply Material	-	-
2.	Sundry Debtors:	-	-
	a) Debts Outstanding for a period exceeding six months	-	-
	b) Others	-	-
	i) Earnest Money-WBSEDCL	-	10,000
3.	Cash and Bank Balances	-	-
	i. a) With Scheduled Banks:	-	-
	In Current Accounts	22,75,601	10,19,920
	In term deposit Accounts	10,56,84,050	2,07,55,000
	On Savings Accounts	22,42,30,567	24,21,38,498
	b) With non-Scheduled Banks:	-	-
	In term deposit Accounts	-	-
	On Savings Accounts	-	-
	ii. a) Cash balances in hand (including cheques/ drafts and imprest)	49,300	21,555
	b) Cash balances in hand (including cheques/ drafts and imprest)-Project	2,171	1,653
	c) Cash balances in hand (including cheques/ drafts and imprest)-IISER-KCorpus	1,091	1,091
	d) Cash balances in hand (including cheques/ drafts and imprest)-CESSI	1,516	-
4.	Post Office- Savings Accounts	-	-
	TOTAL	33,22,44,296	26,39,47,717



(D. Govinda Rao)
Deputy Registrar (F&A)




(Joydeep Sil)
Registrar

SCHEDULE 7A - CURRENT ASSETS**(Schedule Forming Part of Balance Sheet as at 31st March, 2016)**

(Amount in ₹)

Sl. No.	Particulars	Current Year (2015-2016)	Previous Year (2014-2015)
1.	Cash and Bank Balances		
	a) With Scheduled Banks:		
	In Current Accounts		
	Indian Overseas Bank, 325001000000033	22,75,601	10,19,920
	In term deposit Accounts	-	-
	On Savings Accounts:		
	Indian Overseas Bank, 11530	41,65,131	2,99,17,475
	Indian Overseas Bank, 13928	-	26,44,602
	Indian Overseas Bank, 325001000000001	95,72,200	8,56,55,219
	Indian Overseas Bank, 325001000000002	2,91,64,369	10,43,22,917
	Indian Overseas Bank, 325001000000003	1,61,22,555	29,59,667
	Indian Overseas Bank, 325001000000800	9,04,109	-
	Axis Bank, 913010056011865 (FCRA)	59,50,301	27,28,005
	Axis Bank, 913010050376982 (NPS)	-	-
	Indian Overseas Bank, 325001000000600	6,99,45,973	26,75,892
	State Bank of India, IDD College Corpus Fund		-
	Project A/c No. 30852948917	3,86,38,784	39,34,411
	General A/c No. 30476346896	34,26,451	62,26,668
	State Bank of India, Kalyani A/c No.35287685781	1,40,71,016	-
	State Bank of India, NRI Kalyani A/c No.35536975413	2,00,00,000	-
	Canara Bank, 2549101014224	1,22,69,678	10,73,642
	TOTAL	22,42,30,567	24,21,38,498
	b) With non-Scheduled Banks:		
	In term deposit Accounts	-	-
	In Savings Accounts	-	-
	TOTAL	22,65,06,168	24,31,58,418



(D. Govinda Rao)
Deputy Registrar (F&A)




(Joydeep Sil)
Registrar

SCHEDULE 8 – LOANS, ADVANCES & DEPOSITS
(Schedule Forming Part of Balance Sheet as at 31st March, 2016)

(Amount in ₹)

Sl. No.	Particulars	Current Year (2015-2016)	Previous Year (2014-2015)
1.	Advances to employees: (Non-interest bearing)		
	a) Salary	-	-
	b) Festival Advance	50,400	45,000
	c) Medical Advance	-	-
	d) Other (to be specified)		
	i) Advance Staff	4,30,189	1,47,380
	ii) Advance Staff (PDAP)	7,550	45,000
	iii) Advance TA	42,989	2,02,196
	iv) Advance LTC	6,532	1,16,022
	Project Fund		
	i) Advance Staff	3,54,255	1,27,360
	ii) Advance TA	28,607	38,105
	iii) IISER K General Fund	1,30,47,711	-
	CESSI		
	i) Advance TA (CESSI-MHRD)	59,131	-
	ii) Advance TA (CESSI-Indo US)	20,043	20,043
2.	Long Term Advances to employees (Interest bearing):		
	a) Vehicle loan	3,24,039	3,60,158
	b) Home loan	1,77,594	2,79,090
	c) Others (to be specified):		
	Computer Advance	50,917	97,021
3.	Advances and other amounts recoverable in cash or in kind or for value to be received:		
	a) On Capital Account		
	i) Current Year	70,60,00,000	-
	ii) Previous Year	99,60,23,065	-
	b) To suppliers	-	-
	c) Others:		
	i) West Bengal Entry tax	27,304	49,490
	ii) LC Opening Charges	9,729	12,184
	iii) Other Entities engaged in activities/objectives similar to that of the Entity	5,61,896	3,00,000
	iv) Amount Receivable :		
	a. Balmer & Lawrie	71,776	71,776
	b. Student etc.	-	14,582
	c. GSLI	-	2,700
	d. GIST- Library	77,705	77,705
	v) Other Receivable :		
	a. Hostel Room Chgs Receivable	-	-
	b. Mess Chgs	-	-
	c. Interest Receivable	-	-
	d. GSLI Receivable	-	-
	e. Guest House Chgs Receivable	-	-
	f. Library Journal Receivable	-	-
	g. Transport Chgs Receivable	-	-
	h. Receivable from IISER-K Project Fund (General)	-	90,74,298
	i. Professional Tax Receivable	360	170
	j. Receivable from JEST 2015	-	80,959
	k. Receivable from NPS	25,00,000	25,00,000
	l. General Security and Information Service (GSIS)	35,98,551	-
	m. JAC 2016	1,55,332	-
	n. Receivable from C. Malla Reddy- ARF	2,01,724	-



(D. Govinda Rao)
Deputy Registrar (F&A)




(Joydeep Sil)
Registrar

SCHEDULE 8 – LOANS, ADVANCES & DEPOSITS (Contd...)
(Schedule Forming Part of Balance Sheet as at 31st March, 2016)

(Amount in ₹)

Sl. No.	Particulars	Current Year (2015-2016)	Previous Year (2014-2015)
	Project Fund		
	i) Interest Receivable	27,943	26,727
	ii) Receivable from IISER-K Corpus Fund	-	1,11,841
	CESSI		
	i) Advance to Seminar & Conference : IUCAA (CESSI-MHRD)	-	1,00,000
	ii) Receivable from IISER-K General Fund (CESSI-Indo French)	-	9,39,853
	iii) Receivable from IISER-K General Fund (CESSI-MHRD)	-	1,000
	IISER-K Corpus Fund		
	Receivable from IISER-K General Fund	4,83,22,624	5,79,50,635
4.	Prepaid Expenses		
	a) Insurance		
	b) Other expenses	3,40,514	1,13,282
	c) Other expenses- Capital	2,30,81,831	-
5.	Deposits		
	a) Telephone	9,502	9,502
	b) Lease Rent		
	c) Electricity	2,02,56,929	78,94,782
	d) AICTE, if applicable		
	e) Others (to be specified)- EMD (WBSIEDCL)	30,000	
	f) Security Deposit Paid	46,22,236	1,32,77,026
	Project Fund		
	Security Deposit Paid.	10,000	10,000
	CESSI		
	Prepaid Fellowship (Project Fellow) (CESSI-Indo US)	-	72,000
6.	Income Accrued:		
	a) On Investments from Earmarked/ Endowment Funds		
	b) On Investments-Others		
	c) On Loans and Advances		
	d) Others (includes income due unrealized)		
	Interest Accrued on Liquid Deposit	9,55,640	65,31,425
	Project Fund		
	Interest Accrued on Liquid Deposit	1,98,148	6,50,686
	IISER-K Corpus Fund		
	Interest Accrued on Liquid Deposit	77,98,467	76,75,522
	CESSI		
	Interest Accrued on Liquid Deposit	2,81,019	92,293
7.	Other - Current assets receivable from UGC/sponsored projects		
	a) Debit balances in Sponsored Projects (Schedule-3A)	17,77,472	57,38,800
	b) Debit balances in Fellowship & Scholarship (Schedule-3B)	3,36,25,622	2,40,29,382
	c) Grants Receivable from MHRD		5,10,00,000
	d) Debit balance of Current Liability		
	i) JEST 2016	6,643	-
	ii) IISER-K Project Fund (From General Fund)	351	-
8.	Claims Receivable		
		-	-
	TOTAL	187,38,13,772	19,68,57,186



(D. Govinda Rao)
Deputy Registrar (F&A)




(Joydeep Sil)
Registrar

SCHEDULE 9 – ACADEMIC RECEIPTS**(Forming Part of Income & Expenditure for the year ended on 31st March, 2016**

(Amount in ₹)

Sl. No.	Particulars	Current Year (2015-2016)	Previous Year (2014-2015)
	FEES FROM STUDENTS		
	Academic		
1.	Tuition fee	1,46,02,004	1,14,14,562
2.	Admission fee/Student Registration	3,36,000	4,69,350
3.	Enrolment Fee	-	-
4.	Library Admission fee/Library Usage	-	-
5.	Laboratory fee & Computer Facilities	10,72,500	9,36,000
6.	Art & Craft fee	-	-
7.	Registration fee/Semester Registration	2,97,600	1,79,600
8.	Syllabus fee/Courses of Study	-	-
	TOTAL (A)	1,63,08,104	1,29,99,512
	Examinations		
1.	Admission test fee	-	-
2.	Annual Examination fee & Grade Card	5,19,950	4,73,550
3.	Mark sheet, certificate fee	-	-
4.	Entrance examination Fee	-	-
	TOTAL (B)	5,19,950	4,73,550
	Other fees		
1.	Identity card fee	-	-
2.	Fine/Miscellaneous fee		
	i. Fee	1,33,000	1,53,500
	ii. Convocation Cum Degree Fee	2,66,000	2,80,000
	iii. Electricity and Water Charges	9,93,500	8,28,500
	iv. Late Fine for Admission	51,000	34,000
	v. Misc. Receipts	-	15,750
	vi. Thesis Submission Fees/Thesis Evaluation Fees/Viva Voce	2,50,050	-
	vi. Transcript, Migration, Photocopy, Health Record Book etc.	82,980	-
	vi. Processing Fee	2,42,720	1,09,600
	vii. Student Amenities	10,72,000	9,36,000
	viii. Student Late Fee Registration	-	8,000
3.	Medical fee	13,14,000	11,60,400
4.	Transportation fee	-	-
5.	Hostel fee/Hostel Admission Fee/Hostel Seat Rent	29,78,500	24,78,250
	TOTAL (C)	73,83,750	60,04,000
	Sale of publications		
1.	Sale of Admission Forms	-	-
2.	Sale of syllabus and Question Paper, etc.	-	-
3.	Sale of Prospectctus including admissions forms (Councelling Application Form)	-	6,12,000
	TOTAL (D)	-	6,12,000
	Other Academic Receipts		
1.	Registration fee for workshops, programmes	-	-
2.	Registration fees (Academic Staff College)	-	-
	TOTAL (E)	-	-
	Total (A+B+C+D+E)	2,42,11,804	2,00,89,062



(D. Govinda Rao)
Deputy Registrar (F&A)



(Joydeep Sil)
Registrar

SCHEDULE 10 - GRANTS/SUBSIDIES (IRREVOCABLE GRANTS RECEIVED)
(Forming Part of Income & Expenditure for the year ended on 31st March, 2016)

(Amount in ₹)


Particulars	Plan			Total Plan	Non Plan UGC	Current Year (2015-2016)	Previous Year (20 14-2015)
	Govt. of India (MHRD)	UGC					
		Plan	Specific Schemes				
Balance B/F	5,55,54,929	-	-	5,55,54,929	-	5,55,54,929	-
Add: Transfer from Capital Fund	-	-	-	-	-	-	94,82,49,299
Add: Adjustment on account of Previous Year	196,43,24,800	-	-	196,43,24,800	-	196,43,24,800	45,55,80,698
Add: Adjustment on account of excess payment of Security Service & excess provision of O/S Liability for F.Y. 2014-15 [1964324800+14844888]	1,48,44,888	-	-	1,48,44,888	-	1,48,44,888	-
Add: Receipts during the year	121,25,00,000	-	-	121,25,00,000	-	121,25,00,000	122,10,00,000
Total	324,72,24,617	-	-	324,72,24,617	-	324,72,24,617	262,48,29,997
Less: Refund to UGC							
Balance	324,72,24,617	-	-	324,72,24,617	-	324,72,24,617	262,48,29,997
Less: Utilised for Capital Expenditure (A)	12,25,30,131	-	-	12,25,30,131	-	12,25,30,131	20,76,84,253
Less : Capital Advance/CPWD Deposits/Margin Money Deposit /Prepaid /Prepayments for Capital Exps	-	-	-	-	-	-	196,43,24,800
Balance	312,46,94,486	-	-	312,46,94,486	-	312,46,94,486	45,28,20,944
Less: Utilised for Revenue Expenditure (B)	44,42,96,907	-	-	44,42,96,907	-	44,42,96,907	39,72,66,015
Balance C/F (C)	268,03,97,579	-	-	268,03,97,579	-	268,03,97,579	5,55,54,929

A- Appears as addition to Capital Fund as well as additions to Fixed Assets during the year

B- Appears as income in the Income & Expenditure Account

C- (I) Appears under Current Liabilities in the Balance Sheet and will become the opening balance next year

(II) Represented by Bank Balances, Investments and Advances on the asset side



(D. Govinda Rao)
Deputy Registrar (F&A)



(Joydeep Sil)
Registrar

SCHEDULE 11- INCOME FROM INVESTMENTS**(Forming Part of Income & Expenditure for the year ended on 31st March, 2016**


(Amount in ₹)

Sl. No.	Particulars	Earmarked/Endowment Funds		Other Investments	
		Current Year	Previous Year	Current Year	Previous Year
1.	Interest:	-	-	-	-
	a) On Govt. Securities	-	-	-	-
	b) Other Bonds/Debentures	-	-	-	-
2.	Interest on Term Deposit	-	-	-	-
3.	Income accrued but not due on Term Deposits/Interest bearing advances to employee	-	-	-	-
4.	Interest on Savings Bank Accounts	-	-	-	-
5.	Others (Specify)	-	-	-	-
	TOTAL	-	-	-	-
TRANSFERRED TO EARMARKED/ ENDOWMENT FUNDS					
Balance					

SCHEDULE 12 – INTEREST EARNED**(Forming Part of Income & Expenditure for the year ended on 31st March, 2016**

(Amount in ₹)

Sl. No.	Particulars	Current Year (2015-2016)	Previous Year (2014-2015)
1.	On Savings Accounts with schduled banks		
	i) Interest on Liquid Deposit	1,39,78,132	3,08,98,272
	ii) Interest on Margin Money	10,37,766	29,16,962
	iii) Interest on Savings Bank	28,71,785	8,56,663
2.	On Loans		
	a. Employees/ Staff	2,731	-
	b. Others	-	-
3.	On Debtors and Other Receivables	-	-
	TOTAL	1,78,90,414	3,46,71,897



(D. Govinda Rao)
Deputy Registrar (F&A)




(Joydeep Sil)
Registrar

SCHEDULE 13- OTHER INCOME**(Forming Part of Income & Expenditure for the year ended on 31st March, 2016**

(Amount in ₹)

Sl. No.	Particulars	Current Year (2015-2016)	Previous Year (2014-2015)
A. Income from Land & Building			
1	Hostel Room Rent/Hostel Room Charges	1,16,081	1,33,955
2	License fee	-	-
3	Hire Charges of Auditorium/Play ground/Convention Centre etc.	-	-
4	Electricity Charges Recovered	16,47,102	3,25,263
5	Water Charges Recovered	-	-
6	Rent & Maintenance Charges	67,182	56,058
7	Guest House Charges Recovery	5,69,350	5,15,050
TOTAL		23,99,715	10,30,326
B. Sale of Institute's publications			
C. Income from holding events			
1	Gross Receipts from annual function/ sports carnival	-	-
	Less: Direct expenditure incurred on the annual function/ sports carnival	-	-
2	Gross Receipts from fetes	-	-
	Less: Direct expenditure incurred on the fetes	-	-
3	Gross Receipts for educational tours	-	-
	Less: Direct expenditure incurred on the tours	-	-
	Others (to be specified and separately disclosed)	-	-
TOTAL		-	-
D. Others			
1	Income from consultancy	-	-
2	RTI fees	295	220
3	Income from Royalty	-	-
4	Sale of application form (Recruitment)	4,33,000	2,400
5	Misc. receipts (Sale of tender form, waste paper, etc.)	67,669	42,180
6	Profit on Sale/disposal of Assets:		
	a) Owned assets	-	-
	b) Assets received free of cost	-	-
7	Grants/Donations from Institutions, Welfare Bodies and International organizations	-	-
8	Others (Specify)-		
9	CMS Recovery	6,85,586	5,77,847
10	Health Care Expenses Recovery	56,574	2,07,733
11	Institute Overhead Charges	67,92,640	58,21,832
12	Library Late Fine	52,330	49,152
13	other Deduction	-	-
14	Fellowship HRA recovered from fellows of Project/CESSI	82,500	90,000
15	Transcript, Migration, Photocopy, Health Record Book etc.	-	89,683
16	Transport Recovery	9,38,649	9,21,680
17	Fine/Penalty	-	1,413
18	Receipt of Thesis Submission Fees	-	-
19	FIMB- 2012	75,000	-
Total		91,84,243	78,04,140
Total (A+B+C+D)		1,15,83,958	88,34,466



(D. Govinda Rao)
Deputy Registrar (F&A)




(Joydeep Sil)
Registrar

SCHEDULE 14 – PRIOR PERIOD INCOME**(Forming Part of Income & Expenditure for the year ended on 31st March, 2016**

(Amount in ₹)

Sl. No.	Particulars	Current Year (2015-2016)	Previous Year (2014-2015)
1.	Academic Receipts	-	
2.	Income from Investments	-	
3.	Interest Earned	-	
4.	Other Income	-	
	(i) Guest House Charges Recovery	-	5,600
	TOTAL	-	5,600



(D. Govinda Rao)
Deputy Registrar (F&A)




(Joydeep Sil)
Registrar

SCHEDULE 15 – STAFF PAYMENTS & BENEFITS (ESTABLISHMENT EXPENSES)
(Forming Part of Income & Expenditure for the year ended on 31st March, 2016)

Sl. No.	Particulars	Current Year (2015-2016)		Total	Previous Year (2014-2015)		Total
		Plan	Non Plan		Plan	Non Plan	
		(Amount in ₹)					
a)	Salaries and Wages						
	i. Salary to Faculty	13,57,02,210	-	13,57,02,210	11,36,77,903	-	11,36,77,903
	ii. Salary to Faculty Consolidated	2,10,000	-	2,10,000	40,06,491	-	40,06,491
	iii. Salary to Non-Faculty	4,67,38,163	-	4,67,38,163	3,23,83,582	-	3,23,83,582
	iv. Salary to Non-Faculty Consolidated	59,55,169	-	59,55,169	86,10,020	-	86,10,020
b)	Allowances and Bonus	1,47,973	-	1,47,973	1,48,125	-	1,48,125
c)	Contribution to Provident Fund	-	-	-	-	-	-
d)	Contribution to Other Fund (Specify)	-	-	-	-	-	-
e)	Staff Welfare Expenses	-	-	-	-	-	-
f)	Retirement and Terminal Benefits	1,65,47,972	-	1,65,47,972	1,43,16,507	-	1,43,16,507
g)	LTC facility	18,12,563	-	18,12,563	22,19,074	-	22,19,074
h)	Medical facility	45,68,280	-	45,68,280	38,94,311	-	38,94,311
i)	Children Education Allowance	10,21,398	-	10,21,398	7,46,398	-	7,46,398
j)	Honorarium	-	-	-	22,000	-	22,000
k)	Others (specify)						
	i. Professional Delopment Allowance	68,52,650	-	68,52,650	1,10,52,372	-	1,10,52,372
	ii. TA on Transfer	97,634	-	97,634	-	-	-
	TOTAL	21,96,54,012	-	21,96,54,012	19,10,76,783	-	19,10,76,783



(D. Govinda Rao)
 Deputy Registrar (F&A)


(Joydeep Sil)
 Registrar

SCHEDULE 15A – EMPLOYEES RETIREMENT AND TERMINAL BENEFITS
(Forming Part of Income & Expenditure for the year ended on 31st March, 2016)

(Amount in ₹)

	Pension	Gratuity	Leave Encashment	Total
Opening Balance as on 01.04.2015	-	-	-	-
Addition: Capitalized value of Contributions Received from other Organizations	-	-	-	-
TOTAL(a)	-	-	-	-
Less: Actual payment during the Year(b)	-	-	-	-
Balance Available on 31.03.2016 c(a-b)	-	-	-	-
Provision required on 31.03.2016 as per Actuarial Valuation (d)	-	-	-	-
A. Provision to be made in the current year (d-c)	-	-	-	-
B. Contribution to New Pension Scheme	-	-	-	-
C. Medical Reimbursement to Retired Employees	-	-	-	-
D. Travel to Hometown on Retirement	-	-	-	-
E. Deposit Linked Insurance Payment	-	-	-	-
Total (A+B+C+D+E)	-	-	-	-



(D. Govinda Rao)
Deputy Registrar (F&A)




(Joydeep Sil)
Registrar

SCHEDULE 16 – ACADEMIC EXPENSES
(Forming Part of Income & Expenditure for the year ended on 31st March, 2016)

(Amount in ₹)

Particulars	Current Year (2015-2016)			Previous Year (2014-2015)		
	Plan	Non Plan	Total	Plan	Non Plan	Total
a) Laboratory expenses, Academic Research Exps	1,50,09,527	-	1,50,09,527	1,44,58,705	-	1,44,58,705
b) Field work/Participation in Conferences/TA etc.	6,10,474	-	6,10,474	31,07,889	-	31,07,889
c) Expenses on Seminars/Workshops	25,65,690	-	25,65,690	17,39,639	-	17,39,639
d) Payment to visiting faculty	2,46,035	-	2,46,035	2,04,000	-	2,04,000
e) Examination	-	-	-	-	-	-
f) Student Welfare expenses	-	-	-	-	-	-
g) Admission expenses	9,97,529	-	9,97,529	7,95,014	-	7,95,014
h) Convocation expenses	6,02,118	-	6,02,118	9,64,724	-	9,64,724
i) Publications	3,60,222	-	3,60,222	6,78,112	-	6,78,112
j) Stipend/means-cum-merit scholarship (Scholarship/ Fellowship & Contingency)	6,20,92,517	-	6,20,92,517	4,96,80,246	-	4,96,80,246
k) Subscription Expenses	-	-	-	-	-	-
l) Others (specify)						
i. Academic Related Printing	2,82,009	-	2,82,009	43,595	-	43,595
ii. Honorarium to Examinar/Ext. Expert	4,61,012	-	4,61,012	4,08,758	-	4,08,758
iii. Institute Guests	86,945	-	86,945	3,64,678	-	3,64,678
iv. Library General Expenses	70,517	-	70,517	44,334	-	44,334
v. Research Related Exps Gas Cylinders	26,12,354	-	26,12,354	24,03,291	-	24,03,291
vi. Students Travelling	4,77,086	-	4,77,086	14,04,675	-	14,04,675
vii. Subsistence Allowance	6,94,424	-	6,94,424	6,44,000	-	6,44,000
viii. Computer Consumables	-	-	-	1,29,027	-	1,29,027
ix. Contingency/Service Chgs/Stationary etc.	8,70,462	-	8,70,462	15,81,539	-	15,81,539
x. Invited Speakers Guest/Honorarium	-	-	-	4,11,677	-	4,11,677
xi. Student Activities	7,47,790	-	7,47,790	15,47,004	-	15,47,004
xii. Thesis Submission	-	-	-	1,08,797	-	1,08,797
xiii. Departmental Day	5,64,275	-	5,64,275	10,02,802	-	10,02,802
xiv. Summer Trainee Stipend	1,87,500	-	1,87,500	-	-	-
xv. Student Mediclaim Insurance	13,05,600	-	13,05,600	-	-	-
xvi. Teaching Assistanship etc.	9,85,000	-	9,85,000	1,31,696	-	1,31,696
xvii. Extra-Curricular Activities	-	-	-	79,040	-	79,040
xviii. Outreach Activities	71,201	-	71,201	4,96,363	-	4,96,363
Total	9,19,00,287	-	9,19,00,287	8,24,29,605	-	8,24,29,605



(D. Govinda Rao)
Deputy Registrar (F&A)




(Joydeep Sil)
Registrar

SCHEDULE 17 – ADMINISTRATIVE AND GENERAL EXPENSES
(Forming Part of Income & Expenditure for the year ended on 31st March, 2016)

(Amount in ₹)

Particulars	Current Year (2015-2016)			Previous Year (2014-2015)		
	Plan	Non Plan	Total	Plan	Non Plan	Total
A. Infrastructure						
a) Electricity and power	4,93,82,448	-	4,93,82,448	3,93,22,438	-	3,93,22,438
b) Water charges	-	-	-	-	-	-
c) Insurance	-	-	-	-	-	-
d) Rent, Rates and Taxes (including property tax)	1,00,674	-	1,00,674	1,72,156	-	1,72,156
B. Communication						
e) Postage & Stationary	1,23,510	-	1,23,510	1,12,294	-	1,12,294
f) Telephone and Internet Charges	23,56,607	-	23,56,607	21,30,698	-	21,30,698
C. Others						
g) Printing and Stationary (Consumption)	19,88,476	-	19,88,476	9,91,620	-	9,91,620
h) Traveling and Conveyance Expenses	28,06,097	-	28,06,097	13,50,246	-	13,50,246
i) Hospitality & Refreshment	-	-	-	1,34,485	-	1,34,485
j) Auditors Remuneration	7,08,943	-	7,08,943	7,67,510	-	7,67,510
k) Professional Charges & Legal Exps	6,05,998	-	6,05,998	4,23,194	-	4,23,194
l) Advertisement and Publicity	38,80,356	-	38,80,356	40,24,532	-	40,24,532
m) Magazines & Journals	-	-	-	-	-	-
n) Others (specify)						
i. Outsourced Services (Security Coverage Charges, Generator Hiring etc.)	2,22,87,186	-	2,22,87,186	2,26,44,095	-	2,26,44,095
ii. Computer Consumables	12,92,862	-	12,92,862	17,67,649	-	17,67,649
iii. Consultancy Fees	-	-	-	-	-	-
iv. General Office Expenses	11,44,055	-	11,44,055	11,85,403	-	11,85,403
v. Meeting Expenses	9,32,629	-	9,32,629	11,99,196	-	11,99,196
vi. Recruitment Expenses	7,98,940	-	7,98,940	3,83,470	-	3,83,470
vii. Contribution to IISER-K Creche-CU(The Bud)	3,00,000	-	3,00,000	2,13,029	-	2,13,029
viii. Cash Insurance	7,681	-	7,681	6,914	-	6,914
ix. CCC (Membership Fees for Grid)	-	-	-	1,00,000	-	1,00,000
x. Merit Award/Training for Non-Teaching Employee	1,02,619	-	1,02,619	5,70,613	-	5,70,613
xi. Relocation Expenses	48,110	-	48,110	2,44,339	-	2,44,339
xii. Shifting Expenses	9,88,493	-	9,88,493	24,925	-	24,925
xiii. Extra-curricular activities etc.	19,580	-	19,580	-	-	-
Total (I)	8,98,75,264	-	8,98,75,264	7,77,68,806	-	7,77,68,806



(D. Govinda Rao)
Deputy Registrar (F&A)



(Joydeep Sil)
Registrar

SCHEDULE 18 – TRANSPORTATION EXPENSES**(Forming Part of Income & Expenditure for the year ended on 31st March, 2016)**


(Amount in ₹)

Particulars	Current Year (2015-2016)			Previous Year (2014-2015)		
	Plan	Non Plan	Total	Plan	Non Plan	Total
1. Vehicles (owned by institution)						
a) Running expenses	13,47,423	-	13,47,423	14,19,108	-	14,19,108
b) Repairs & maintenance	5,75,446	-	5,75,446	4,09,567	-	4,09,567
c) Insurance expenses	1,24,475	-	1,24,475	81,640	-	81,640
2. Vehicles taken on rent/lease						
a) Rent/lease expenses	22,20,118	-	22,20,118	32,04,828	-	32,04,828
3. Vehicle (Taxi) hiring expenses	-	-	-	1,50,481	-	1,50,481
Total	42,67,462	-	42,67,462	52,65,624	-	52,65,624

SCHEDULE 19 – REPAIRS & MAINTENANCES**(Forming Part of Income & Expenditure for the year ended on 31st March, 2016)**

(Amount in ₹)

Particulars	Current Year (2015-2016)			Previous Year (2014-2015)		
	Plan	Non Plan	Total	Plan	Non Plan	Total
a) Buildings	22,03,768	-	22,03,768	11,55,095	-	11,55,095
b) Furniture & Fixture	6,34,180	-	6,34,180	9,32,410	-	9,32,410
c) Plant & Machinery	-	-	-	-	-	-
d) Office Equipment	-	-	-	2,53,625	-	2,53,625
e) Computers	21,104	-	21,104	8,000	-	8,000
f) Laboratory & Scientific Equipment	49,82,660	-	49,82,660	52,05,808	-	52,05,808
g) Audio Visual Equipment	-	-	-	-	-	-
h) Clearing Material & Services	1,04,42,751	-	1,04,42,751	92,36,896	-	92,36,896
i) Book Binding Charges	-	-	-	-	-	-
j) Gardening/Campus Beautification	57,25,551	-	57,25,551	29,44,034	-	29,44,034
k) Estate Maintenance /Sewerage System & Water Supply etc.	18,24,503	-	18,24,503	26,77,683	-	26,77,683
f) Others (specify)						
i) Hostel Maintenance	4,32,919	-	4,32,919	3,90,342	-	3,90,342
ii) Miscellaneous Maintenance	-	-	-	33,100	-	33,100
iii) Electrical Maintenance	62,03,071	-	62,03,071	62,37,027	-	62,37,027
iv) Generator/POL Maintenance	15,23,372	-	15,23,372	13,52,780	-	13,52,780
v) Guest House Maintenance	1,81,028	-	1,81,028	2,62,980	-	2,62,980
vi) EPABX Maintenance	-	-	-	89,931	-	89,931
Total	3,41,74,907	-	3,41,74,907	3,07,79,711	-	3,07,79,711



(D. Govinda Rao)
Deputy Registrar (F&A)



(Joydeep Sil)
Registrar

SCHEDULE 20 – FINANCE COSTS**(Forming Part of Income & Expenditure for the year ended on 31st March, 2016)**

(Amount in ₹)

Particulars	Current Year (2015-2016)			Previous Year (2014-2015)		
	Plan	Non Plan	Total	Plan	Non Plan	Total
a) Bank Charges	20,812	-	20,812	17,669	-	17,669
b) Others (specify)	-	-	-	-	-	-
Total	20,812	-	20,812	17,669	-	17,669

SCHEDULE 21 – OTHER EXPENSES**(Forming Part of Income & Expenditure for the year ended on 31st March, 2016)**


(Amount in ₹)

Particulars	Current Year (2015-2016)			Previous Year (2014-2015)		
	Plan	Non Plan	Total	Plan	Non Plan	Total
a) Provision for Bad and Doubtful Debts/Advances	-	-	-	-	-	-
b) Irrecoverable Balances Written-off	-	-	-	-	-	-
c) Grants/ Subsidies to other institutions/Organizations	-	-	-	-	-	-
d) Others (specify)	-	-	-	-	-	-
Total	-	-	-	-	-	-

SCHEDULE 22 – PRIOR PERIOD EXPENSES**(Forming Part of Income & Expenditure for the year ended on 31st March, 2016)**

(Amount in ₹)

Particulars	Current Year (2015-2016)			Previous Year (2014-2015)		
	Plan	Non Plan	Total	Plan	Non Plan	Total
1. Establishment Expenses	28,748	-	28,748	18,48,567	-	18,48,567
2. Academic Expenses	16,74,281	-	16,74,281	6,97,894	-	6,97,894
3. Administrative Expenses	18,35,295	-	18,35,295	13,51,134	-	13,51,134
4. Transportation Expenses	1,25,606	-	1,25,606	1,32,718	-	1,32,718
5. Repairs & Maintenance	7,40,233	-	7,40,233	56,57,429	-	56,57,429
6. Other Expenses						
(i) Assets Costing upto Rs. 10,000/-	-	-	-	2,40,075	-	2,40,075
Total	44,04,163	-	44,04,163	99,27,817	-	99,27,817



(D. Govinda Rao)
Deputy Registrar (F&A)



(Joydeep Sil)
Registrar


SCHEDULE – 23: SIGNIFICANT ACCOUNTING POLICIES

1. **BASIS FOR PREPARATION OF ACCOUNTS:** The financial statements are prepared on the basis of accrual method of accounting. These accounts have been prepared on the basis of going concern, with revenue recognized and the expenses accounted on their accrual, in accordance with the applicable Accounting Standards.
2. **REVENUE RECOGNITION:**
 - 2.1 Fees from Students (except Tuition Fees), Counselling Admission Forms and Interest on Savings Bank Account are accounted on cash basis. Tuition Fees collected separately for each semester is accounted on accrual basis.
 - 2.2 Income from Land, Buildings and Others are accounted on accrual basis.
3. **FIXED ASSETS AND DEPRECIATION:**
 - 3.1. Fixed Assets are stated at cost of acquisition inclusive of inward freight, duties and taxes and incidental and direct expenses related to acquisition. Condemned/unserviceable assets/stores are written off in accounts as and when arise.
 - 3.2. Fixed Assets are valued at cost less accumulated depreciation. Depreciation on fixed assets is provided on Straight line method, at the following rates:

Sl No.	Name of Tangible Assets	% of Depreciation
1.	Land	0
2.	Site Development	0
3.	Buildings	2
4.	Roads & Bridges	2
5.	Tube Well & Water Supply	2
6.	Sewerage & Drainage	2
7.	Electrical Installation and Equipment	5
8.	Scientific & laboratory Equipment	8
9.	Office Equipment	7.5
10.	Computers & Peripherals	20
11.	Furniture, Fixtures & Fittings	7.5
12.	Vehicles	10
13.	Lib. Books & Scientific Journals	10

Sl No.	Name of Intangible Assets (Amortization)	% of Depreciation
1.	E-Journals & E-Books	40
2.	Computer Software	40

- 3.3. Assets which are fully depreciated have been retained at Re. 1/-.
- 3.4. Assets created/acquired out of Designated/Earmarked Funds are shown in the respective Fund Account (Schedule-2) and disclosures are shown in Separate Sheet.
- 3.5. Assets created/acquired out of Sponsored Projects/Schemes are shown in Schedule-3A and disclosures are shown in Separate Sheet.
- 3.6. Assets, the individual value of each of which is 2000 or less (except Library Books) are treated as Small Value Assets, 100% depreciation is provided in respect of such assets at the time of their acquisition.




(D. Govinda Rao)
Deputy Registrar (F&A)



(Joydeep Sil)
Registrar

SCHEDULE – 23: SIGNIFICANT ACCOUNTING POLICIES (CONTD...)

- 4. INTANGIBLE ASSETS:** Patents and Copy rights, E-Journals, E-Books and Computer Software are grouped under Intangible Assets.
- 4.1. The expenditure incurred from time-to-time (application fees, legal expenses etc.) for obtaining Patents is temporarily capitalized and shown as part of Intangible Assets in the Balance Sheet.
- 4.2. Electronic Journals (E-Journals) and Electronic Books (E-Books) are separated from Library Books. Depreciation of 40% is provided on E-Journals and E-Books.
- 4.3. Expenditure on acquisition of software has been separated from computers and peripherals, as apart from being intangible assets. Depreciation of 40% is provided on software.
- 5. RETIREMENT BENEFITS:** The Provision for Leave Encashment has not been accounted for in the books of accounts.
- 6. FOREIGN CURRENCY:** Transactions denominated in foreign currency are accounted at the exchange rate prevailing on the date of transaction.
- 7. DESIGNATED/EARMARKED FUNDS:**
- 7.1. DPA, NMR, PDAP, R&D, FESEM, THIN SECTION MAKING UNIT, XRD, GC-IRMS, RHEO METER CHARGES, LUMINENCE LAB, SURFACE AREA ANALYZER, CHN ANALYZER, ESI MALDI MS CHARGES, CD CENTRAL FACILITY: These Designated/Earmarked Funds do not have separate bank accounts, fund balance lying with general accounts. However, disclosures of Current Assets and Current Liabilities for each fund have been shown in Schedule-2.
- 7.2. IISER-K CORPUS FUND: Separate bank account has been maintained. Internal receipts of the Institute are treated as additions to IISER-K Corpus Fund. Income from investments of the fund is added to the Fund. The assets created/accrued out of IISER-K Corpus Fund have been transferred to IISER-K General Books of Accounts shown in Schedule-4 and disclosures are shown in separate sheet. The balance in IISER-K Corpus Fund which is carried forward is represented by the Balance in a separate Bank Account, Fixed Deposits/Liquid Deposits with the Bank, Accrued interest on investments and other Current Assets and Current Liabilities.
- 7.3. CESSI: CESSI has three funding agencies viz., MHRD, Indo-US and Indo-French. One bank account has been maintained for CESSI fund. The assets created/accrued out of CESSI have been shown in Schedule-2 and disclosures are shown in separate sheet. The balance in CESSI (funding agency wise) which is carried forward is represented by the Balance in a separate Bank Account, Fixed Deposits/Liquid Deposits with the Bank, Accrued interest on investments, other currents assets and current liabilities.
- 8. GOVERNMENT GRANTS (MHRD):**
- 8.1. Government Grants (MHRD) are accounted on realization basis. However, where a sanction for release of grant pertaining to the Financial Year is received before 31st March and the grant is actually received in the next Financial Year, the grant is accounted on accrual basis and an equal amount is shown as recoverable from the Grantor.
- 8.2. To the extent utilized towards capital expenditure, (on accrual basis) government grants (MHRD) are transferred to the Capital Fund.
- 8.3. Government grants (MHRD) for meeting Revenue Expenditure (on accrual basis) are treated, to the extent utilized, as income of the year in which they are realized.
- 8.4. Unutilized grants are carried forward and exhibited under the Current Liability and Provision in the Balance Sheet of Schedule-3.



(D. Govinda Rao)
Deputy Registrar (F&A)



(Joydeep Sil)
Registrar

SCHEDULE – 23: SIGNIFICANT ACCOUNTING POLICIES (CONTD...)

- 9. INVESTMENTS OF DESIGNATED/EARMARKED FUNDS AND INTEREST INCOME ACCRUED ON SUCH INVESTMENTS :** To the extent not immediately required for expenditure, the amounts available against such funds have been deposited for liquid deposits and fixed deposit (only for IISER-K Corpus Fund) with Banks, leaving the balance in Savings Bank Accounts.

All investments are made individually and interest is provided on accrual basis. Interest received, interest accrued and due and interest accrued but not due on such investments are added to the respective funds and not treated as income of the institute.


10 SPONSORED PROJECTS/SCHEMES:

10.1. In respect of ongoing Sponsored Projects/Schemes, the amounts received from sponsors are credited to the head "Current Liabilities and Provision – Current Liabilities – Other Liabilities – Receipts against ongoing sponsored projects". As and when expenditure is incurred/advances are paid against such projects/schemes, or the concerned project/scheme account is debited with allocated overhead charges, the liability account is debited.

10.2. Fellowships and Scholarships are sponsored by various agencies. These are accounted in the same way as Sponsored Projects except that the expenditure generally is only on disbursement of Fellowships and Scholarships, which may include allowances for contingent expenditure by the Fellows and Scholars.

10.3. The Institution itself also awards Fellowships and Scholarships, which are accounted as Academic expenses.

- 11. INCOME TAX:** The income of the Institution is exempt from Income Tax under Section 10(23C) of the income Tax Act. No provision for tax is therefore made in the accounts.




(D. Govinda Rao)
Deputy Registrar (F&A)



(Joydeep Sil)
Registrar

SCHEDULE – 24: CONTINGENT LIABILITIES AND NOTES TO ACCOUNTS

1. **LETTER OF CREDIT:** The balance of Letter of Credit as on 31st March, 2016 is ₹10,56,84,050/- (Rupees ten crore fifty six lakh eighty four thousand fifty only) which includes ₹7,01,40,704/- (Rupees Seven crore one lac forty thousand seven hundred four only) on account of Sponsored Projects, Schemes etc.
2. **CPWD DEPOSITS :** The balance of CPWD Deposits works as on 31st March, 2016 is ₹1,69,98,39,646/- (Rupees one hundred sixty nine crore ninety eight lakh thirty nine thousand six hundred forty six only) out of which ₹70,60,00,000/- (Rupees seventy crore sixty lakh only) has been deposited during this financial year and shown under Loan, Advances & Deposits (Schedule-8).
3. An amount of ₹21,83,419/- (Rupees twenty one lakh eighty three thousand four hundred nineteen only) has been shown under Loan, Advances & Deposits (Schedule-8) towards advance payments made to IIT Delhi as consultancy fees for construction of Main Campus.
4. **PREPAID/PREPAYMENTS FOR CAPITAL EXPENSES:** An amount of ₹2,30,81,831/- (Rupees two crore thirty lakh eighty one thousand eight hundred thirty one only) has been made on account of Library E-Journal and shown under Loan, Advances & Deposits (Schedule-8).
5. **FIXED ASSETS:**
 - 5.1 Fixed Assets as set out in Schedule 4 do not include assets purchased out of funds of currently running sponsored Projects/Schemes. The details of such assets have been disclosed separately as "Separate Sheet for disclosure against assets created out of Sponsored Projects/Schemes".
 - 5.2 Depreciation at the prescribed rates in Straight Line Method has been provided.
 - 5.3 Assets created/acquired out of closed Sponsored Projects/Schemes have been transferred to Institute Accounts and shown under the Fixed Assets Schedule-4.
6. The current assets, loans and advances have a value on realization basis.
7. Exemption/concession of Excise Duty and Custom Duty are available to the Institute having scientific /research activity.
8. Income and surplus of the Institute grants received from MHRD, Government of India are not subject to the provision of the Income Tax Act, 1961.
9. Grants sanctioned and received during the year is ₹1,21,25,00,000/- (Rupees One hundred twenty one crore twenty five lakh only), out of which, Capital grant is ₹67,00,00,000/- (Rupees sixty seven crore only) and Revenue grant is ₹54,25,00,000/- (Rupees fifty four crore twenty five lakh only). However ₹44,42,96,907/- (Rupees forty four crore forty two lakh ninety six thousand nine hundred seven only) has been shown in Income & Expenditure account as revenue grant to the extent utilized and the remaining amount credited to the Unutilized Grant (Sch-3c). Out of the Internal Receipts of the Institute, an amount of ₹4,83,22,624/- (Rupees four crore eighty three lakh twenty two thousand six hundred twenty four only) has been transferred to the IISER-K Corpus Fund which includes overhead, interest, etc. of Sponsored Projects/Schemes and Sponsored Fellowships/Scholarships etc.




(D. Govinda Rao)
Deputy Registrar (F&A)



(Joydeep Sil)
Registrar

SCHEDULE – 24: CONTINGENT LIABILITIES AND NOTES TO ACCOUNTS (CONTD...)

10. In case of laboratory stores, minor accessories, stationery items including computer stationeries, the value of purchase made during the year has been charged to Income and Expenditure Account.
11. As per prevailing practice, internal receipt of the Institute of ₹6,73,40,912/- (Rupees Six Crore Seventy three lakh forty thousand nine hundred twelve only) during the period from 2006-07 to 2011-12 has been transferred to IISER-K Corpus Fund.
12. In Schedule-10, Capital Grant-in-aid and Revenue Grant-in-aid received from MHRD have been shown as receipt for the year 2015-16.
13. The figures of Letter of Credit, CPWD Deposit, Payment made to IIT Delhi and Prepaid/Prepayments for Capital Expenses have been shown in Schdule-8, however previous year figures remain shown as Unutilized Grant in Schedule-3C.
14. As the New Pension Scheme Fund are owned by the employees as members of that fund and not by the Institute, accounts of that fund have been shown separately under Receipts & Payments Accounts, Income & Expenditure Accounts for the year ended 31st March 2016 and Balance Sheet as on that date and attached to the Annual Accounts of the Institute.
15. During the year 2015-2016, **10 (Ten)** projects/schemes have been closed; the details are given in Schedule-3A forming part of the Balance Sheet.
16. The total liability on leave encashment as on 31st March, 2016 is ₹3,81,89,028/- (Rupees three crore eighty one lakh eighty nine thousand twenty eight only). Retirement benefits made during the Financial Year 2015-16 towards leave encashment are accounted for on cash basis. The Institute has not made actuarial estimation of leave encashment as on date.
17. Total expenditure reported by the CPWD on account of construction of permanent campus of the Institute as on 31.03.2016 is ₹22597.72 lac (including Salt Lake Guest House of ₹307.07 lac), out of which ₹83,14,56,268/- has been capitalized till 31.03.2015 and remaining ₹1,42,83,15,666/- has been shown under Capital WIP as on 31.03.2016. However, the final expenditure statement has not received in respect of such capitalized value of ₹83,14,56,268/-. If any excess or short capitalization made in this respect the same will be adjusted on receipt of the work wise final expenditure statement from CPWD. It appears from the Statement of Expenditure of CPWD that some of the works have been completed 100% but it has not provided work wise final expenditure statement. Due to non availability of work wise final expenditure statement, the Institute could not capitalized the value of works and accordingly shown the same under the head Capital WIP. However, some of these buildings are being used by the Institute. The matter has already been brought to the notice of CPWD for providing the work wise final expenditure statement. On receipt of the same, capitalization will be made by the Institute accordingly.
18. Receipts & Payments Account for the year 2015-16 have been made with corresponding schedules and the same policy followed for the previous year figures also.
19. Previous year's figures have been regrouped/adjusted wherever necessary.
20. Figures in the Final accounts have been rounded off to the nearest rupee.



(D. Govinda Rao)
Deputy Registrar (F&A)




(Joydeep Sil)
Registrar

RECEIPTS AND PAYMENTS ACCOUNT AS ON 31st MARCH, 2016

(Amount in ₹)

RECEIPTS	Sch. No.	Current Year (2015-2016)	Previous Year (2014-2015)
Opening Balances	A	24,31,62,717	39,83,12,583
Grants Received	B	121,25,00,000	117,00,00,000
Academic Receipts	C	3,36,90,705	2,61,91,858
Receipts against Earmarked Endowment Funds	D	3,11,100	86,477
Receipts against Sponsored Projects / Schemes	E	7,69,94,654	7,00,05,373
Receipts against Sponsored Fellowships and Scholarships	F	91,84,939	4,48,23,013
Income on Investments	G	-	-
Interest Received	H	3,88,93,983	3,67,25,458
Investments Encashed	I	12,58,45,503	7,05,22,747
Term Deposit with Scheduled Banks encashed	J	-	-
Other Income	K	49,81,020	27,27,257
Deposits and Advances	L	74,69,13,207	34,13,88,307
Misc. Receipts including Statutory Receipts	M	20,23,82,006	19,71,00,774
Any Other Receipts	N	86,60,182	68,42,579
Grand Total		270,35,20,016	236,47,26,426


PAYMENTS	Sch. No.	Current Year (2015-2016)	Previous Year (2014-2015)
Establishment Expenses	O	21,74,64,604	18,72,26,116
Academic Expenses	P	9,90,67,217	7,16,80,220
Administrative Expenses	Q	8,26,16,833	7,18,34,391
Transportation Expenses	R	41,58,640	48,00,783
Repair and Maintenance	S	3,13,87,594	2,68,43,051
Prior Period Expenses	T	29,43,053	41,54,693
Other Expenditure	U	14,422	19,685
Payments against Earmarked / Endowment Funds	V	30,80,508	9,25,561
Payments against Sponsored Projects / Schemes	W	5,32,34,099	4,60,73,278
Payments against Fellowships / Scholarships	X	8,75,95,234	6,33,45,606
Investments and Deposits	Y	-	-
Term Deposits with Scheduled Banks	Z	19,67,76,727	8,40,00,000
Expenditure on Fixed Assets and Capital Work-in-Progress	AA	8,45,04,735	17,45,22,607
Other Payments including Statutory Payments	AB	31,11,10,826	19,84,42,316
Refunds of Grants	AC	-	-
Deposits and Advances	AD	130,08,46,022	118,65,71,905
Other Payments	AE	21,69,256	11,23,497
Closing Balances	AF	22,65,50,246	24,31,62,717
Grand Total		270,35,20,016	236,47,26,426



(D. Govinda Rao)
Deputy Registrar (F&A)



(Joydeep Sil)
Registrar



(Prof. R. N. Mukherjee)
Director

SCHEDULE - A : OPENING BALANCE**(Schedule forming part of Receipts and Payments for the year ended 31st March,2016)**


(Amount in ₹)

RECEIPTS	Current Year (2015-2016)	Previous Year (2014-2015)
IOB Admission A/c No. 089301000013928	26,44,602	1,05,78,088
IOB Mohanpur A/c 325001000000001	8,56,55,219	27,46,12,805
IOB Salt Lake A/c 089301000011530	2,99,17,475	7,23,38,708
SBI Haringhata IDD A/c 30476346896	62,26,668	46,70,322
Axis Bank A/c No.913010056011865	27,28,005	-
Canara Bank A/c No.2549101014224	10,73,642	86,44,106
IOB Mohanpur A/c 325001000000002	10,43,22,917	26,07,304
IOB Mohanpur A/c 325001000000033	10,19,920	-
IOB Mohanpur A/c 3250010000000800	-	-
IOB Mohanpur A/c 325001000000600	26,75,892	-
SBI Haringhata IDD Corpus A/c 30853001997	-	1,22,08,469
SBI Haringhata IDD Project A/c No.30852948917	39,34,411	54,94,339
IOB Mohanpur A/c 325001000000003	29,59,667	71,51,391
Total (A)	24,31,58,418	39,83,05,532
Cash	4,299	7,051
Imprest	-	-
Total (B)	4,299	7,051
Grand Total (A+B)	24,31,62,717	39,83,12,583

SCHEDULE - B : GRANTS RECEIVED**(Schedule forming part of Receipts and Payments for the year ended 31st March,2016)**

(Amount in ₹)

RECEIPTS	Current Year (2015-2016)	Previous Year (2014-2015)"
Grant-in-Aid	121,25,00,000	117,00,00,000
Total	121,25,00,000	117,00,00,000



(D. Govinda Rao)
Deputy Registrar (F&A)



(Joydeep Sil)
Registrar

SCHEDULE - C: ACADEMIC RECEIPTS**(Schedule forming part of Receipts and Payments for the year ended 31st March,2016)**


(Amount in ₹)

RECEIPTS	Current Year (2015-2016)	Previous Year (2014-2015)
FEE FROM STUDENTS ACADEMIC:		
Transcript/ID/Migration Etc.	82,980	-
Admission/Registration Fees	3,30,54,167	2,60,36,507
Thesis Submission Fee	2,63,000	-
Fine/Miscellaneous Fee	2,90,558	1,55,352
Grand Total	3,36,90,705	2,61,91,858

SCHEDULE - D: RECEIPTS AGAINST EARMARKED / ENDOWMENT FUNDS**(Schedule forming part of Receipts and Payments for the year ended 31st March,2016)**

(Amount in ₹)

RECEIPTS	Current Year (2015-2016)	Previous Year (2014-2015)
CD Central Facility	200	-
CHN Analyzer	3,000	-
ESI-MALDI-MS Charges	5,200	-
FESEM Charges	12,900	450
IRMS Central Facility	45,250	10,000
Luminescence Laboratory	1,50,000	-
NMR SAMPLES	2,500	22,800
Rheometer Charges	25,000	-
Surface Area Analyzer	3,000	-
XRD Central Facility	44,500	15,500
Thin Section Making Unit	-	24,796
Advance TA/ Workstation/ Travel	-	-
PDAP	19,550	12,931
Total	3,11,100	86,477



(D. Govinda Rao)
Deputy Registrar (F&A)



(Joydeep Sil)
Registrar

SCHEDULE - E : RECEIPTS AGAINST SPONSORED PROJECTS / SCHEMES**(Schedule forming part of Receipts and Payments for the year ended 31st March,2016)**

(Amount in ₹)

RECEIPTS	Current Year (2015-2016)	Previous Year (2014-2015)
Receipt from Other Funding Agencies on account of External Project/Scheme in Project Fund	7,69,94,654	7,00,05,373
Total	7,69,94,654	7,00,05,373

SCHEDULE - F : RECEIPTS AGAINST SPONSORED FELLOWSHIPS AND SCHOLARSHIPS**(Schedule forming part of Receipts and Payments for the year ended 31st March,2016)**


(Amount in ₹)

RECEIPTS	Current Year (2015-2016)	Previous Year (2014-2015)
CSIR Fellowship & Contingency	8,38,971	-
KVPY Fellowship	21,54,000	25,53,000
Sanchita Mukherjee:DBT-RA	5,81,406	-
UGC Fellowship & Contingency	50,01,174	4,20,00,000
ICMR Fellowship & Contingency	6,09,388	2,37,806
DST-Inspire Fellowship & Contingency (PhD)	-	32,207
Total	91,84,939	4,48,23,013

SCHEDULE - G : INCOME ON INVESTMENTS**(Schedule forming part of Receipts and Payments for the year ended 31st March,2016)**

(Amount in ₹)

RECEIPTS	Current Year (2015-2016)	Previous Year (2014-2015)
	-	
	-	
	-	
Total	-	-



(D. Govinda Rao)
Deputy Registrar (F&A)



(Joydeep Sil)
Registrar

SCHEDULE - H : INTEREST RECEIVED**(Schedule forming part of Receipts and Payments for the year ended 31st March,2016)**

(Amount in ₹)

RECEIPTS	Current Year (2015-2016)	Previous Year (2014-2015)
Interest on Liquid Deposit	2,29,39,821	2,81,43,634
Interest on Fixed Deposit	1,19,39,789	45,37,657
Interest on Margin Money	10,37,766	29,16,962
Interest on Motor Car Advance (Supriyo Mitra)	2,731	-
Interest on SB	29,73,876	11,27,205
Total	3,88,93,983	3,67,25,458

SCHEDULE - I : INVESTMENTS ENCASHED**(Schedule forming part of Receipts and Payments for the year ended 31st March,2016)**


(Amount in ₹)

RECEIPTS	Current Year (2015-2016)	Previous Year (2014-2015)
Investment encashed	12,58,45,503	7,05,22,747
Total	12,58,45,503	7,05,22,747

SCHEDULE - J : TERM DEPOSITS WITH SCHEDULED BANKS ENCASHED**(Schedule forming part of Receipts and Payments for the year ended 31st March,2016)**

(Amount in ₹)

RECEIPTS	Current Year (2015-2016)	Previous Year (2014-2015)
	-	-
	-	-
	-	-
	-	-
	-	-
Total	-	-



(D. Govinda Rao)
Deputy Registrar (F&A)




(Joydeep Sil)
Registrar

SCHEDULE - K : OTHER INCOME**(Schedule forming part of Receipts and Payments for the year ended 31st March,2016)**

(Amount in ₹)

RECEIPTS	Current Year (2015-2016)	Previous Year (2014-2015)
Tender Application Fee	66,000	42,180
Electricity Chgs. Recovery	16,47,102	2,74,200
Guest House Charges Recovery	4,61,000	4,77,550
Hostel Room Charges	1,16,081	89,943
Rent & Maintenance Charges	68,755	56,058
CMS Recovery	6,84,936	5,77,647
Health-Care Exps. Recovery	44,738	1,98,167
Library Late Fine	16,684	12,154
Misc. Receipts	1,12,575	-
Recruitment Receipts	4,33,600	2,400
RTI Fees	295	220
Transport Recovery	8,97,004	8,72,070
Transcript, ID, etc.	-	89,668
Indirect Income	4,32,250	35,000
Total	49,81,020	27,27,257



(D. Govinda Rao)
Deputy Registrar (F&A)




(Joydeep Sil)
Registrar

SCHEDULE - L : DEPOSIT AND ADVANCES**(Schedule forming part of Receipts and Payments for the year ended 31st March,2016)**

(Amount in ₹)

RECEIPTS	Current Year (2015-2016)	Previous Year (2014-2015)
Adv CPWD	20,00,00,000	8,00,00,000
ADV TO SUPPLIERS	10,37,624	33,86,193
GENERAL SECURITY AND INFORMATION SERVICE	1,02,816	-
IISER-K Project Fund (General)	18,97,30,087	18,03,47,901
LC Opening Charges	54,664	2,35,745
Receivable for JEST 2015	80,959	-
Advance to Students	4,62,500	5,94,632
Amount Receivable	1,45,792	-
West Bengal Entry Tax	2,80,728	8,75,254
DA Advance (Adhoc)	10,58,000	-
ARF STAFF ADVANCE	2,02,567	31,511
FESTIVAL ADVANCE	1,20,600	94,500
LTC ADVANCE	2,13,553	8,06,744
PDAP STAFF ADVANCE	45,000	-
STAFF ADVANCE FOR OFFICIAL PURPOSE	29,83,504	31,56,611
TA/DA ADVANCE	16,93,409	25,66,399
Computer Advance	46,104	36,119
House Building Advance	1,01,496	1,01,496
Motor Car Advance	2,16,119	1,80,042
Grant-in-Aid Receivable	5,10,00,000	-
Letter of Credit	4,50,86,000	6,42,01,948
Imprest Money	67,131	1,50,000
Other Receivable	-	5,600
Advance to Seminar & Conference	-	2,61,969
Capital Advance	-	1,30,083
Prepaid Expenses	-	69,758
Current Assets	25,21,84,554	41,55,802
Total	74,69,13,207	34,13,88,307



(D. Govinda Rao)
Deputy Registrar (F&A)




(Joydeep Sil)
Registrar

SCHEDULE - M: MISCELLANEOUS RECEIPTS INCLUDING STATUTORY RECEIPTS
(Schedule forming part of Receipts and Payments for the year ended 31st March,2016)

(Amount in ₹)

RECEIPTS	Current Year (2015-2016)	Previous Year (2014-2015)
EARNEST MONEY RECEIVED	64,05,770	4,13,020
Security Deposit Received	10,000	1,76,563
Student Caution Money	1,68,000	-
OTHER CURRENT LIABILITY	8,40,78,267	52,11,135
Employee's Contribution to NPS	1,47,54,005	1,30,45,026
Employer's Contribution to NPS	1,47,54,005	1,30,45,026
GPF (Lien)	3,60,000	5,10,000
GSLI	7,32,234	7,15,095
Income Tax (Staff)	2,37,30,128	2,13,64,040
TDS (194C)	-	29,951
JUPF (Prof. Narayan Banerjee)	-	61,792
PRMS	1,800	-
Professional Tax	3,90,750	3,58,000
Current Liability Project	5,69,97,047	14,21,71,126
Total	20,23,82,006	19,71,00,774



(D. Govinda Rao)
Deputy Registrar (F&A)




(Joydeep Sil)
Registrar

SCHEDULE - N : ANY OTHER RECEIPTS**(Schedule forming part of Receipts and Payments for the year ended 31st March,2016)**

(Amount in ₹)

RECEIPTS	Current Year (2015-2016)	Previous Year (2014-2015)
Computer & Accessories	78,930	-
Capital WIP for Construction	-	6,05,965
Electrical Installation	-	1,68,248
GAS Bank	-	4,320
Library E- Journal	-	19,937
Furniture & Fixures	-	59,101
Laboratory Equipment- DES	-	7,56,000
Laboratory Equipment- Biology	1,14,920	25,25,902
Laboratory Equipment- Physics	8,94,888	76,850
SITE DEVELOPMENT	26,880	-
Convocation/ Foundation Day	-	14,950
Honorarium to Examiner, Ext. Expert	-	45,000
Department of Biological Sciences	74,814	40,883
Department of Chemical Sciences	14,888	2,21,004
Department of Earth Sciences	94,272	-
Department of Mathematics & Statistics	15,100	3,568
Department of Physical Sciences	2,44,500	95,604
Institute Guest	-	605
Thesis Submission Fees	-	2,87,684
Seminar & Conference	-	2,22,899
Student Medical Coverage / Insurance	12,54,000	-
Research Related Exp.	16,353	-
Students Activities	3,91,640	-
Student Travel	2,49,450	4,27,985
Scholarship & Fellowship	1,85,477	85,169
FIMB 2015	1,16,800	-
Telephone and Bandwidth Charges	2,058	2,760
Electricity Charges	30,37,908	-
General Office Expenses	41	1,000
Travelling and Conveyance	49,142	98,653
Computer (CCC) Consumables 2014-15	20	8,243
Meeting Expenses	27,181	972



(D. Govinda Rao)
Deputy Registrar (F&A)




(Joydeep Sil)
Registrar

SCHEDULE - N : ANY OTHER RECEIPTS (CONTD...)
(Schedule forming part of Receipts and Payments for the year ended 31st March,2016)

(Amount in ₹)

Particulars	Current Year (2015-2016)	Previous Year (2014-2015)
Merit Award Training for NF Emp	-	930
Printing and Stationery	-	49,074
Advertisement Charges	-	50,995
Legal Expenses	-	5,400
Recruitment Expenses	1,480	600
Shifting Expenses	39,273	-
The Bud	2,15,586	-
Bank Charges / Commission	468	1,847
PPI- DES ARF	5,775	-
PPI- DES Field Trip	18,108	-
PPI Academic Expenses	1,82,822	6,178
PPI Administrative Expenses	20,600	3,65,849
PPI Establishment Expenses	300	1,60,365
PPI Reparis & Maintenance	7,960	14,633
Rep. & Maint. of Bldg./Estate Maint.	1,33,294	12,060
Electrical Maintenance	7,81,788	-
Repair & Maintenance of Equip.	18,218	26,400
Medical Facility	2,54,013	24,903
Professional Development Allowance	33,904	1,13,104
Salary- Non-Faculty Regular	55,290	-
Vehicle Hiring	1,900	-
Prior Period Income	-	5,600
Fixed Assets	-	3,500
Indirect Expenses	141	2,27,839
Total	86,60,182	68,42,579



(D. Govinda Rao)
Deputy Registrar (F&A)




(Joydeep Sil)
Registrar

SCHEDULE - O : ESTABLISHMENT EXPENSES**(Schedule forming part of Receipts and Payments for the year ended 31st March,2016)**

(Amount in ₹)

RECEIPTS	Current Year (2015-2016)	Previous Year (2014-2015)
Children Education Allowance	10,21,398	7,46,398
Non-Productivity Linked Bonus	1,47,973	1,48,125
TA on Transfer	97,634	-
LTC Facility	10,26,648	17,04,667
Medical Facility	47,27,224	37,39,974
Professional Development Allowance	62,32,938	74,58,613
Contribution to NPS Employer	1,22,77,315	-
Encashment of Earnet Leave	17,60,364	-
Retirement / Terminal Benefits- Small	1,70,771	3,83,308
Honorarium	-	22,000
Salary to Consultancy Fees	-	1,21,500
Man Power Agency Cost	90,49,929	68,98,807
Salary- Faculty Consolidated	2,01,000	-
Salary- Faculty Regular	13,76,55,601	12,63,35,448
Salary- Non-Faculty Consolidated	59,54,269	39,88,401
Salary- Non-Faculty Regular	3,71,41,540	3,56,78,875
Total	21,74,64,604	18,72,26,116



(D. Govinda Rao)
Deputy Registrar (F&A)




(Joydeep Sil)
Registrar

SCHEDULE - P : ACADEMIC EXPENSES**(Schedule forming part of Receipts and Payments for the year ended 31st March,2016)**

(Amount in ₹)

RECEIPTS	Current Year (2015-2016)	Previous Year (2014-2015)
Admission Related Expenses	6,25,280	7,19,325
Convocation/Foundation Day	5,90,958	9,50,165
Honorarium to Examiner/External Expert	4,46,616	4,53,679
FIRE Extended ARF (Consumables)	18,09,679	-
Department of Biological Sciences	66,16,961	46,74,751
Department of Chemical Sciences	68,04,771	96,52,578
Department of Earth Sciences	20,97,321	26,02,854
Department of Mathematics & Statistics	12,41,328	8,26,186
Department of Physical Sciences	45,19,761	40,66,153
Academic Related Printing	2,77,900	43,595
Institute Guests	85,941	3,53,223
Library General Expenses	67,395	44,334
Outreach Activities	71,201	4,84,120
Extra Curricular Activities	-	78,700
Thesis Submission Fees	-	4,06,481
Student Medical Coverage / Insurance	25,59,600	-
Research Related Exp.	25,89,766	22,82,105
Students Activities	11,38,418	14,05,191
Student Travel	11,18,164	11,35,827
Contingency	18,55,125	-
Scholarship & Fellowship	6,31,32,605	3,79,27,112
FIMB 2013	50,000	-
FIMB 2015	3,74,103	-
Seminar & Conference	9,94,324	35,73,841
Total	9,90,67,217	7,16,80,220



(D. Govinda Rao)
Deputy Registrar (F&A)




(Joydeep Sil)
Registrar

SCHEDULE - Q : ADMINISTRATIVE EXPENSES**(Schedule forming part of Receipts and Payments for the year ended 31st March,2016)**

(Amount in ₹)

RECEIPTS	Current Year (2015-2016)	Previous Year (2014-2015)
Postage & Courier Charges	1,12,659	1,03,927
Telephone and Bandwidth Charges	23,09,052	21,08,074
Electricity Charges	4,55,75,341	3,60,06,253
Rent, Rates & Taxes	89,427	1,16,306
Advertisement Charges	36,63,422	35,60,268
Audit Fees	6,77,334	7,64,510
Cash Insurance	-	6,914
Hospitality and Refreshment	-	1,34,152
General Office Expenses	11,19,239	10,99,977
Legal Exps. and Professional Charges	5,47,329	3,95,415
Printing & Stationery	10,63,657	10,14,676
Travelling and Conveyance	7,37,400	11,57,385
Computer (CCC) Consumables	11,36,087	17,40,658
CCC Membership Fees for Grid	-	1,00,000
Computer (CCC) Consumables 2014-15	47,850	-
Extra Curricular Activities	18,395	-
Fine / Penalties	1,080	3,144
Meeting Expenses	9,47,413	11,18,153
Merit Award/Training for Non Teaching Employee	80,919	3,91,737
Recruitment Expenses	7,92,417	3,68,176
Relocation Expenses	48,110	2,44,339
Shifting Expenses	10,09,406	14,157
The Bud	5,22,566	2,16,410
Outsource Services	1,73,90,277	1,80,11,556
Indirect Expenses	47,27,453	31,58,204
Total	8,26,16,833	7,18,34,391



(D. Govinda Rao)
Deputy Registrar (F&A)



(Joydeep Sil)
Registrar

SCHEDULE - R : TRANSPORTATION EXPENSES**(Schedule forming part of Receipts and Payments for the year ended 31st March,2016)**


(Amount in ₹)

RECEIPTS	Current Year (2015-2016)	Previous Year (2014-2015)
Vehicle POL(Running Exps)	13,37,607	13,05,060
Vehicle Rent / Insurance	27,500	48,571
Vehicle Repairing	5,69,948	3,94,117
Vehicle Hiring	22,23,585	30,53,035
Total	41,58,640	48,00,783

SCHEDULE - S: REPAIR AND MAINTENANCE**(Schedule forming part of Receipts and Payments for the year ended 31st March,2016)**

(Amount in ₹)

RECEIPTS	Current Year (2015-2016)	Previous Year (2014-2015)
Campus Beautification and Horticulture Exps.	44,50,914	24,28,584
EPABX Maintenance	-	63,609
Generator POL & Maintenance	12,59,734	13,12,491
Guest House Maintenance	1,81,028	2,48,477
Hostel Maintenance	4,00,298	3,88,946
Rep. & Maint. Furt. & Fix. Etc.	6,13,531	8,26,217
Rep. & Maint. of Bldg./Estate Maint.	20,37,956	11,32,291
Cleaning Material & Sevices	93,67,867	82,02,532
Electrical Maintenance	68,57,522	58,43,091
Sewerage System & Water Supply	16,05,568	22,44,227
Repair & Maintenance of Others	-	31,980
Repair & Maintenance of Computer	14,294	8,000
Repair & Maintenance of Equip.	45,98,882	41,12,606
Total	3,13,87,594	2,68,43,051



(D. Govinda Rao)
Deputy Registrar (F&A)



(Joydeep Sil)
Registrar

SCHEDULE - T : PRIOR PERIOD EXPENSES**(Schedule forming part of Receipts and Payments for the year ended 31st March, 2016)**

(Amount in ₹)

RECEIPTS	Current Year (2015-2016)	Previous Year (2014-2015)
PPI Academic Expenses	18,80,323	7,04,074
PPI Administrative Expenses	1,74,410	17,13,311
PPI Establishment Expenses	29,048	3,21,919
PPI Reparis & Maintenance	7,34,922	12,83,941
PPI Transportation Expenses	1,24,350	1,31,448
Total	29,43,053	41,54,693

SCHEDULE - U : OTHER EXPENDITURE**(Schedule forming part of Receipts and Payments for the year ended 31st March, 2016)**


(Amount in ₹)

RECEIPTS	Current Year (2015-2016)	Previous Year (2014-2015)
Bank Charges / Commission	14,422	19,685
Total	14,422	19,685

SCHEDULE - V : PAYMENTS AGAINST EARMARKED / ENDOWMENT FUNDS**(Schedule forming part of Receipts and Payments for the year ended 31st March, 2016)**

(Amount in ₹)

RECEIPTS	Current Year (2015-2016)	Previous Year (2014-2015)
DPA	2,23,089	1,19,103
NMR SAMPLES	4,599	-
Research & Development	17,93,287	20,000
XRD Central Facility	1,02,665	-
IISER K Project Fund	-	-
PDAP	9,56,868	7,86,458
Total	30,80,508	9,25,561



(D. Govinda Rao)
Deputy Registrar (F&A)



(Joydeep Sil)
Registrar

SCHEDULE - W : PAYMENT AGAINST SPONSORED PROJECTS / SCHEMES
(Schedule forming part of Receipts and Payments for the year ended 31st March,2016)


(Amount in ₹)

RECEIPTS	Current Year (2015-2016)	Previous Year (2014-2015)
Payment on account of External Project/Scheme from Project Fund	5,32,34,099	4,60,73,278
Total	5,32,34,099	4,60,73,278

SCHEDULE - X : PAYMENT AGAINST SPONSORED FELLOWSHIPS/ SCHOLARSHIPS
(Schedule forming part of Receipts and Payments for the year ended 31st March,2016)

(Amount in ₹)

RECEIPTS	Current Year (2015-2016)	Previous Year (2014-2015)
CSIR Fellowship & Contingency	2,21,54,121	1,41,83,343
KVPY Fellowship	20,39,103	26,07,533
Sanchita Mukherjee:DBT-RA	1,09,676	-
Avik Kumar Chowsdhury:DBT-RA	-	1,00,070
DBT-Fellowship & Contingency	-	8,774
UGC Fellowship & Contingency	2,10,43,307	1,51,80,185
DAE-NBHM-Post Doctoral Fellowship & Contingency	4,64,980	-
DST-Inspire Fellowship & Contingency (PhD)	81,13,944	25,17,397
ICMR Fellowship & Contingency	5,14,755	3,77,597
DST-Inspire Scholarship & Mentorship Cost (BS-MS)	3,31,55,348	2,83,70,707
Total	8,75,95,234	6,33,45,606



(D. Govinda Rao)
Deputy Registrar (F&A)



(Joydeep Sil)
Registrar

SCHEDULE - Y: INVESTMENTS AND DEPOSITS MADE**(Schedule forming part of Receipts and Payments for the year ended 31st March,2016)**


(Amount in ₹)

RECEIPTS	Current Year (2015-2016)	Previous Year (2014-2015)
Total	-	-

SCHEDULE - Z: TERM DEPOSITS WITH SCHEDULED BANKS**(Schedule forming part of Receipts and Payments for the year ended 31st March,2016)**

(Amount in ₹)

RECEIPTS	Current Year (2015-2016)	Previous Year (2014-2015)
IISER-K Corpus Fund	19,67,76,727	8,40,00,000
Total	19,67,76,727	8,40,00,000



(D. Govinda Rao)
Deputy Registrar (F&A)




(Joydeep Sil)
Registrar

SCHEDULE - AA : EXPENDITURE ON FIXED ASSETS AND CAPITAL WORK-IN-PROGRESS
(Schedule forming part of Receipts and Payments for the year ended 31st March,2016)

(Amount in ₹)

RECEIPTS	Current Year (2015-2016)	Previous Year (2014-2015)
Assets Costing Up to Rs. 2,000/-	1,02,153	1,59,172
On Freehold Building	10,42,448	7,08,521
Superstructures on Land Not Belonging to the Entity	15,03,918	45,88,606
Capital W-I-P- Architectural Fees Etc./Construction/Road and Bridges	66,14,789	1,21,76,379
Capital W-I-P- Construction	-	34,06,987
Capital Work in Progress in Furniture & Fixture	22,32,835	38,16,384
Computers & Peripherals 2014-15	1,37,088	-
Computer ARF DPS 2014-15	5,83,015	-
Computer ARF DPS	-	4,32,679
Computer ARF DCS	-	4,83,670
Computer ARF DES	-	1,60,690
Computer ARF DBS	-	62,780
Computer ARF DMS	-	1,63,290
Computer- DBS Start-Up Grant	95,922	-
Computer- DCC DBS 2014-15	1,92,400	-
Computer DCC- DPS (14-15)	3,97,320	-
Computer & Peripherals 2014-15	8,48,735	-
Computer- Teaching Exps. (2014-15)	7,02,112	-
Computer & Accessories	79,34,417	62,66,653
Computer Accessories & Networking	4,33,729	32,82,620
Networking System	4,73,183	2,60,489
Electrical Equipment	4,60,924	-
Electrical Installations	1,04,452	34,35,377
Furniture & Fixtures- 2014-15	16,34,288	-
Fur. & Fix. - Guest House	4,80,079	-
Fur. & Fix.- Hostel	45,50,125	31,92,991
Fur. & Fix.- Library	4,35,152	2,86,246
Fur. & Fix.- Office	23,96,045	54,18,372
Fur. & Fix.- Laboratory	-	12,87,410
Furniture- ARF DBS	15,200	15,000
Furniture ARF DCS	40,000	-



(D. Govinda Rao)
Deputy Registrar (F&A)




(Joydeep Sil)
Registrar

SCHEDULE - AA : EXPENDITURE ON FIXED ASSETS AND CAPITAL WORK-IN-PROGRESS (CONTD...)
(Schedule forming part of Receipts and Payments for the year ended 31st March,2016)

(Amount in ₹)

RECEIPTS	Current Year (2015-2016)	Previous Year (2014-2015)
Furniture ARF DES	47,928	-
Furniture ARF DMS	14,950	-
furniture ARF DPS	94,842	-
Furniture DPS Teaching Exps	9,824	-
Furniture & Fixture	94,861	34,24,607
Partitions	17,71,735	-
Computer Software	5,22,459	11,09,984
Library E-Books & E-Journals	76,85,279	1,66,51,112
Patent & Copyright	44,460	2,32,403
Library Books	16,61,927	13,94,706
Library Journals	40,283	46,977
Bycle- ARF DMS	4,300	-
Bycle- ARF DPS	4,400	3,900
Hostel Equipment	15,000	-
Office Equipment	14,11,921	25,23,075
Office Equipment 2014-15	3,73,797	-
Office Equipment 2013-14	-	6,96,700
Road	-	83,529
Sports Equipment- Student Activities	99,844	-
Laboratory Equipment- Biology	1,58,21,612	3,05,85,339
Laboratory Equipment- Chemistry/	61,54,878	2,52,64,923
Laboratory Equipment- Earth Science	10,90,298	1,46,89,003
Laboratory Equipment-Mathematics	59,500	-
Laboratory Equipment- Physics	1,35,68,710	2,65,89,629
Tube Well and Water Supply	-	1,78,393
SITE DEVELOPMENT	4,25,316	-
Fixed Assets	76,282	14,44,011
Total	8,45,04,735	17,45,22,607



(D. Govinda Rao)
Deputy Registrar (F&A)



(Joydeep Sil)
Registrar

SCHEDULE - AB : OTHER PAYMENTS INCLUDING STATUTORY PAYMENTS
(Schedule forming part of Receipts and Payments for the year ended 31st March,2016)


(Amount in ₹)

RECEIPTS	Current Year (2015-2016)	Previous Year (2014-2015)
EARNEST MONEY RECEIVED	40,90,870	3,24,989
Security Deposit Received	15,32,565	16,92,092
Student/ Lab/ Library Caution Money	5,95,846	4,99,042
OTHER CURRENT LIABILITY	15,94,10,425	6,39,26,159
Outstanding Liabilities for Revenue Exps.	1,66,88,828	2,05,39,328
Outstanding Liability for Capital Exps.	27,14,909	36,20,736
Employee's Contribution to NPS	1,47,54,005	1,39,14,842
Employer's Contribution to NPS	1,47,54,005	1,39,14,842
GPF (Lien)	3,60,000	5,70,000
GSLI	7,38,334	7,22,776
Income Tax (Staff)	2,37,46,728	2,27,04,340
Labour Cess	48,611	1,12,132
PRMS	1,800	-
Professional Tax	3,97,320	3,90,519
JUPF (Prof. Narayan Banerjee)	-	61,792
STDS	3,24,271	3,88,603
TDS (194C)	12,89,898	12,41,679
TDS (194I)	2,410	10,341
TDS (194 J)	8,45,205	17,41,280
Current Liability / Imprest Money	6,88,14,796	5,20,66,824
Total	31,11,10,826	19,84,42,316

SCHEDULE - AC : REFUND OF GRANTS
(Schedule forming part of Receipts and Payments for the year ended 31st March,2016)

(Amount in ₹)

RECEIPTS	Current Year (2015-2016)	Previous Year (2014-2015)
	-	-
	-	-
Total	-	-



(D. Govinda Rao)
Deputy Registrar (F&A)




(Joydeep Sil)
Registrar

SCHEDULE - AD : DEPOSITS AND ADVANCES**(Schedule forming part of Receipts and Payments for the year ended 31st March,2016)**

(Amount in ₹)

RECEIPTS	Current Year (2015-2016)	Previous Year (2014-2015)
Adv CPWD	90,60,00,000	90,22,33,000
Adv IIT Delhi	-	12,53,728
ADV TO SUPPLIERS	36,61,957	50,41,451
IISER-K Project Fund (General)	15,49,36,999	16,39,98,314
2016/JAC 2016	1,47,841	-
LC Opening Charges	52,209	1,88,146
Advance to Seminar & Conference	2,42,696	10,77,794
Advance to Students	4,73,350	6,74,837
West Bengal Entry Tax	2,66,180	9,05,422
DA Advance (Adhoc)	10,58,000	-
ARF STAFF ADVANCE	2,80,000	1,05,000
FESTIVAL ADVANCE	1,26,000	1,17,000
LTC ADVANCE	9,14,395	13,86,873
PDAP STAFF ADVANCE	7,550	20,000
STAFF ADVANCE FOR OFFICIAL PURPOSE	35,60,035	35,60,278
TA/DA ADVANCE	18,35,763	36,09,469
Electricity (Security Deposit Paid)	33,07,357	-
EARNEST MONEY PAID	20,000	-
Computer Advance	-	59,900
Motor Car Advance	1,80,000	3,85,200
Prepaid / Prepayment- Capital	2,31,41,644	3,68,48,114
Prepaid / Prepayment-Revenue	3,25,800	1,79,826
IISER-K Corpus Fund	-	-
Letter of Credit	12,78,66,050	5,64,12,000
Receivable from NPS	-	25,00,000
Mess Charges	-	2,687
Amount Receivable	-	77,705
Imprest Money	-	1,50,000
Current Assets	7,24,42,196	57,85,161
Total	130,08,46,022	118,65,71,905



(D. Govinda Rao)
Deputy Registrar (F&A)




(Joydeep Sil)
Registrar

SCHEDULE - AE : OTHER PAYMENTS**(Schedule forming part of Receipts and Payments for the year ended 31st March,2016)**

(Amount in ₹)

RECEIPTS	Current Year (2015-2016)	Previous Year (2014-2015)
Admission/Registration Fees	2,84,064	1,61,500
Lab and Computer Facilities	23,500	19,500
Registration Fee	55,000	58,650
Semester Registration Fees	8,000	5,400
Tuition Fees	3,68,159	2,39,250
Thesis Submission Fee	1,85,988	-
Examination Fee and Grade Card	14,500	9,450
Hostel Seat Rent	3,09,500	2,69,500
Medical Coverage Fees	57,600	46,800
Fine/Miscellaneous Fee	8,14,225	2,98,500
Misc. Payments	-	2,809
Tender Application Fee	2,500	-
Rent & Maintenance Charges	1,573	-
Library Late Fine	604	-
Recruitment Receipts	600	-
Indirect Income	43,443	12,138
Total	21,69,256	11,23,497



(D. Govinda Rao)
Deputy Registrar (F&A)




(Joydeep Sil)
Registrar

SCHEDULE - AF : CLOSING BALANCES
(Schedule forming part of Receipts and Payments for the year ended 31st March,2016)

(Amount in ₹)

RECEIPTS	Current Year (2015-2016)	Previous Year (2014-2015)
IOB Admission A/c No. 089301000013928	-	26,44,602
IOB Mohanpur A/c 325001000000001	95,72,200	8,56,55,219
IOB Salt Lake A/c 089301000011530	41,65,131	2,99,17,475
SBI Haringhata IDD A/c 30476346896	34,26,451	62,26,668
SBI Kalyani, A/c No. 00000035287685781	1,40,71,016	-
SBI, NRI Kalyani Bank, A/c No. 35536975413	2,00,00,000	-
IOB Mohanpur A/c 325001000000003	1,61,22,555	29,59,667
Axis Bank A/c No.913010056011865	59,50,301	27,28,005
Canara Bank A/c No.2549101014224	1,22,69,678	10,73,642
IOB Mohanpur A/c 325001000000002	2,91,64,369	10,43,22,917
IOB Mohanpur A/c 325001000000003	22,75,601	10,19,920
IOB Mohanpur A/c 325001000000800	9,04,109	-
IOB Mohanpur A/c 325001000000600	6,99,45,973	26,75,892
SBI Haringhata IDD A/c No.30852948917	3,86,38,784	39,34,411
Total	22,65,06,168	24,31,58,418
CASH BALANCE IN HAND		
Cash	44,078	4,299
Imprest	-	-
Total	44,078	4,299
Grand Total	22,65,50,246	24,31,62,717



(D. Govinda Rao)
Deputy Registrar (F&A)




(Joydeep Sil)
Registrar

NPS TIER I - ACCOUNT
BALANCE SHEET AS AT 31ST MARCH, 2016

(Amount in ₹)

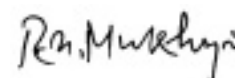
Previous Year Amount	Liabilities	Current Year Amount	Previous Year Amount	Assets	Current Year Amount
	NPS Tier-I Account:			NPS Tier - I Account:	
97,470	OPENING BALANCE 97,470			Subscription and Contribution due for 3/15	
	Less: Sub.For 3/2015 97,470			Investment	-
	Add.: Sub+U Contribution			Interest Accrued but not due	-
	Less : Contribution (PRAN not allotted) 28,098			Balance at Bank:	
	28,098			Axis Bank Limited (A/c No.913010050376982)	27,77,048
	Add: Interest Credited -			Receivable from IISER-K General Fund	-
	28,098				
	Less: Transferred to NSDL -				
	Add: Sub+ UC for 3/2016 28,098	28,098	25,54,344		
	Contribution for the FY 2015-16)				
	Excess of Income Over Expenditure Balance as on 01.04.2015 1,38,667		1,81,793		
138,667	Add: During the year 1,10,283	2,48,950			
2,500,000	Payable to IISER-K General Fund	25,00,000			
2,736,137	Total	27,77,048	27,36,137	Total	27,77,048



(D. Govinda Rao)
Deputy Registrar (F&A)



(Joydeep Sil)
Registrar




(Prof. R. N. Mukherjee)
Director

NPS TIER I - ACCOUNT
INCOME AND EXPENDITURE ACCOUNT FOR THE PERIOD ENDED 31st MARCH, 2016

(Amount in ₹)


Previous Year Amount	Expenditure	Current Year Amount	Previous Year Amount	Income	Current Year Amount
-	Interest Credited to Subscribers Accounts	-	-	Interest Earned on Investment:	-
			80,783	Interest on Savings Bank	1,10,283
-	Bank Charges	-	-	Less: Interest Accrued 31/03/15	-
80,783	Excess of Income over Expenditure	1,10,283	-	Interest Accrued but not due	-
80,783	Total	1,10,283	80,783	Total	1,10,283



(D. Govinda Rao)
Deputy Registrar (F&A)



(Joydeep Sil)
Registrar




(Prof. R. N. Mukherjee)
Director

NPS TIER I - ACCOUNT
RECEIPTS AND PAYMENTS ACCOUNT AS ON 31st MARCH, 2016

(Amount in ₹)

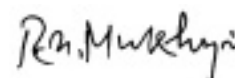
Previous Year Amount	Receipts	Current Year Amount	Previous Year Amount	Payments	Current Year Amount
17,308	Opening Balance as on 01.04.2015 A/C No. 913010050376982) NPS Tier-I Account	25,54,344	-	Investment	-
1,39,14,842	Own Subscription	1,47,54,005	2,78,66,398	Withdrawal/ Refund to NSDL Transfer to NSDL ACCOUNT	- 2,95,77,382
1,39,14,842	University Contribution	1,47,54,005			
-	Interest Received on Investment	-	25,54,344	Closing Balance as on 31/03/2016 (A/C No. 913010050376982)	27,77,048
80,783	Interest on saving bank A/C	1,10,283	-		
25,00,000	Received from IISER K General A/c	1,81,793	7,033	Transferred to IISER K General Account	-
-	Investment Encashed	-			
3,04,27,775	Total	3,23,54,430	3,04,27,775	Total	3,23,54,430



(D. Govinda Rao)
Deputy Registrar (F&A)



(Joydeep Sil)
Registrar



(Prof. R. N. Mukherjee)
Director



INDIAN INSTITUTE OF SCIENCE EDUCATION AND RESEARCH KOLKATA

Mohanpur - 741246, Dist: Nadia, West Bengal, INDIA

Phones: 033-6451 0541 / 6451 3294 / 6451 3273

Website: <http://www.iiserkol.ac.in>

Registered Office: DC 35/1, Sector-I, Salt Lake, Kolkata - 700 064

Phone: 033-23344113 | Fax: 033-23347425